


2021 Pricelist






SEPTEMBER 1, 2021

4+ RELAX

DAUPHIN

HIGH BACK LOUNGE CHAIR




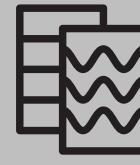


A 4+ high back lounge model is available with a recline mechanism that allows the user to relax in comfort and lock the backrest in any position.

Model	Overall Dimensions	Yardage / Square Feet	Weight (lbs)	COM / A	B	COL / C	D	E	F	G	H	I	LTH / J
FP7086 	27.5 W x 31 D	4 / 72	82	\$3,293	3,398	3,609	3,819	4,029	4,239	4,449	4,659	4,869	5,079
FP7086NC		0.5 / 9	4	\$330	341	363	386	408	431	453	476	498	521
FP7086-FX 	27.5 W x 31 D	4 / 72	77	\$2,758	2,863	3,074	3,284	3,494	3,704	3,914	4,124	4,334	4,544
FP7086OTTO 	27 W x 20D x 16 H	1 / 18	19	\$1,200	1,224	1,271	1,318	1,365	1,412	1,459	1,507	1,554	1,601

● Standard Feature | N/A Not Available | ▲ Optional Feature | E Extended Lead Time

	FP7086	FP7086NC	FP7086-FX	FP7086OTTO		
	High back lounge with recline	Neck Cushion	High back lounge with fixed backrest	Ottoman		
Standard Features						
Column, polished or matte black	●	N/A	●	●		
4 star base, polished or matte black	●	N/A	●	●		
Glides for soft floor	●	N/A	●	●		
Auto rotation return	●	N/A	●	●		
Pneumatic and lockable back tilt recline	●	N/A	N/A	N/A		
Optional Features						
Integrated tablet, Laminate	N/A	N/A	▲	\$417	N/A	N/A
Integrated tablet, Wood - oak or walnut	N/A	N/A	▲	\$528	N/A	N/A
Glides for hard floor	▲	\$40	N/A	N/A	▲	\$40
Two-tone upholstery	▲	\$134	▲	\$134	▲	\$134
Cal 133 fire code; Add 20% to Grade A	▲	20%	▲	20%	▲	20%





Key Specifications to Order

 4 Star Base Finish	 Backrest	 Neck Cushion	 Upholstery Style	 Upholstery	 Glides
<ul style="list-style-type: none"> • Matte black • Polished 	<ul style="list-style-type: none"> • Recline • Fixed 	<ul style="list-style-type: none"> • Yes • No 	<ul style="list-style-type: none"> • Single • Two-tone 	<ul style="list-style-type: none"> • COM/COL • Fabric • Vinyl • Leather 	<ul style="list-style-type: none"> • Soft floor • Hard floor

ADJUST

DESK CHAIRS AND STOOLS




Its flexible and height adjustable back with lumbar support and contoured seat with waterfall front edge provides comfort while seated for long periods of time.

Model	Overall Dimensions	Yardage / Square Feet	Weight (lbs)	COM / A	B	COL / C	D	E	F	G	H	I	LTH / J
 AJ14800-24/7	19W x 18D x 16-21H	1.1 / 20	33	\$995	1,024	1,080	1,137	1,194	1,251	1,308	1,364	1,421	1,478
 AJ14800	19W x 18D x 19-26H	1.1 / 20	33	\$781	810	866	923	980	1,037	1,094	1,150	1,207	1,264
 AJ14500M	19W x 18D x 23-32H	1.1 / 20	35	\$915	943	1,000	1,057	1,114	1,170	1,227	1,284	1,341	1,398
 AJ14500T	27 W x 20D x 16 H	1.1 / 20	35	\$937	966	1,023	1,079	1,136	1,193	1,250	1,307	1,363	1,420

● Standard Feature | N/A Not Available | ▲ Optional Feature | E Extended Lead Time







	AJ14800-24/7	AJ14800	AJ14500M	AJ14500T
	Desk Chair	Desk Chair	Counter Height Stool	Bar Height Stool
Standard Features				
Integrated sliding seat for depth adjustment	●	●	●	●
Syncro-Quickshift® seating mechanism	●	●	●	●
20" diameter polished footring	N/A	N/A	●	●
Black nylon 5 star base	●	●	●	●
Casters for soft floor	●	●	●	●
Optional Features				
Headrest	▲	N/A	N/A	N/A
DA27WA Arms	▲ \$156	▲ \$156	▲ \$156	▲ \$156
DA241WA Arms	▲ \$213	▲ \$213	▲ \$213	▲ \$213
DA74WA-100 Arms	▲ \$285	▲ \$285	▲ \$285	▲ \$285
Polished 5 star aluminum base	▲ \$151	▲ \$151	▲ \$151	▲ \$151
Glides for soft floor	▲ \$22	▲ \$22	▲ \$22	▲ \$22
Glides for hard floor	▲ \$40	▲ \$40	▲ \$40	▲ \$40
Casters for hard floor	▲ \$40	▲ \$40	▲ \$40	▲ \$40
Cal 133 fire code; Add 20% to Grade A	▲ 20%	▲ 20%	▲ 20%	▲ 20%

Key Specifications to Order

 5 Star Base Finish <ul style="list-style-type: none"> • Black Nylon • Polished 	 Casters or Glides <ul style="list-style-type: none"> • Casters for Soft Floor • Casters for Hard Floor • Glides for Soft Floor • Glides for Hard Floor 	 Arms <ul style="list-style-type: none"> • DA27WA Arms • DA241WA Arms • DA74WA-100 Arms 	 Upholstery <ul style="list-style-type: none"> • COM/COL • Fabric • Vinyl • Leather
---	---	--	---






DESK CHAIRS AND STOOLS, MID BACK

Its flexible and height adjustable back with lumbar support and contoured seat with waterfall front edge provides comfort while seated for long periods of time.

Model	Overall Dimensions	Yardage / Square Feet	Weight (lbs)	COM / A	B	COL / C	D	E	F	G	H	I	LTH / J
AK79100 	19W x 19D x 16-21H	1.25 / 23	37	\$692	709	742	775	809	842	875	908	941	975
AK79220 	19W x 19D x 16-21H	0.75 / 14	39	\$737	754	787	820	854	887	920	953	986	1,020
AK79100M 	19W x 19D x 19-26H	1.25 / 23	39	\$826	843	876	909	942	976	1,009	1,042	1,075	1,108
AK79220M 	19W x 19D x 19-26H	0.75 / 14	41	\$871	888	921	954	987	1,020	1,054	1,087	1,120	1,153
AK79100T 	19W x 19D x 23-31H	1.25 / 23	40	\$849	865	898	932	965	998	1,031	1,064	1,098	1,131
AK79220T 	19W x 19D x 23-31H	0.75 / 14	42	\$893	910	943	977	1,010	1,043	1,076	1,109	1,143	1,176




● Standard Feature | N/A Not Available | ▲ Optional Feature | E Extended Lead Time

	AK79100	AK79220	AK79100M	AK79220M	AK79100T	AK79220T
	Desk Chair	Desk Chair	Counter Height Stool	Counter Height Stool	Bar Height Stool	Bar Height Stool
Standard Features						
Black poly membrane back	●	N/A	●	N/A	●	N/A
Mesh back	N/A	●	N/A	●	N/A	●
Adjustable lumbar	N/A	●	N/A	●	N/A	●
Integrated sliding seat for depth adjustment	●	●	●	●	●	●
Syncro-Quickshift® seating mechanism	●	●	●	●	●	●
20" diameter polished footring	N/A	N/A	●	●	●	●
Black nylon 5 star base	●	●	●	●	●	●
Casters for soft floor	●	●	●	●	●	●
Optional Features						
DA27WA Arms	▲ \$156	▲ \$156	▲ \$156	▲ \$156	▲ \$156	▲ \$156
DA241WA Arms	▲ \$213	▲ \$213	▲ \$213	▲ \$213	▲ \$213	▲ \$213
Polished 5 star aluminum base	▲ \$151	▲ \$151	▲ \$151	▲ \$151	▲ \$151	▲ \$151
Glides for soft floor	▲ \$22	▲ \$22	▲ \$22	▲ \$22	▲ \$22	▲ \$22
Glides for hard floor	▲ \$40	▲ \$40	▲ \$40	▲ \$40	▲ \$40	▲ \$40
Casters for hard floor	▲ \$40	▲ \$40	▲ \$40	▲ \$40	▲ \$40	▲ \$40

Key Specifications to Order				
 Backrest	 5 Star Base Finish	 Casters or Glides	 Arms	 Upholstery
<ul style="list-style-type: none"> • Black Poly • Mesh 	<ul style="list-style-type: none"> • Black nylon • Polished 	<ul style="list-style-type: none"> • Casters for Soft Floor • Casters for Hard Floor • Glides for Soft Floor • Glides for Hard Floor 	<ul style="list-style-type: none"> • DA27WA Arms • DA241WA Arms 	<ul style="list-style-type: none"> • COM/COL • Fabric • Vinyl • Leather

DESK CHAIRS AND STOOLS, TALL BACK






Aiko blossoms with ingenuity to deliver a cleverly designed ecological chair or stool for a variety of office applications. Aiko has a sleek 5 star base, auto-syncro mechanism that adjusts to your body weight, a sliding seat, seat angle adjustment.

Model	Overall Dimensions	Yardage / Square Feet	Weight (lbs)	COM / A	B	COL / C	D	E	F	G	H	I	LTH / J
AK79100 	19W x 19D x 16-21H	0.40 / 8	37			\$742	775		842				
AK79100M 	19W x 19D x 19-26H	0.40 / 8	39			\$876	909		976				
AK79100T 	19W x 19D x 23-31H	0.40 / 8	40			\$898	932		998				

● Standard Feature | N/A Not Available | ▲ Optional Feature | E Extended Lead Time

	AK79100	AK79100M	AK79100T
	Desk Chair	Counter Height Stool	Bar Height Stool
Standard Features			
Black poly membrane back	●	●	●
Integrated sliding seat for depth adjustment	●	●	●
Syncro-Quickshift® seating mechanism	●	●	●
Black Nylon 5 Star Base	●	●	●
20" diameter polished footring	N/A	●	●
Casters for soft floor	●	●	●
Optional Features			
DA27WA Arms	▲ \$156	▲ \$156	▲ \$156
DA241WA Arms	▲ \$213	▲ \$213	▲ \$213
Polished 5 star aluminum base	▲ \$151	▲ \$151	▲ \$151
Glides for soft floor	▲ \$22	▲ \$22	▲ \$22
Glides for hard floor	▲ \$40	▲ \$40	▲ \$40
Casters for hard floor	▲ \$40	▲ \$40	▲ \$40
Cal 133 fire code; Add 20% to Grade A	▲ 20%	▲ 20%	▲ 20%

Key Specifications to Order

 Backrest	 5 Star Base Finish	 Casters or Glides	 Arms	 Seat Upholstery
<ul style="list-style-type: none"> • Black Poly 	<ul style="list-style-type: none"> • Black Nylon • Polished 	<ul style="list-style-type: none"> • Casters for Soft Floor • Casters for Hard Floor • Glides for Soft Floor • Glides for Hard Floor 	<ul style="list-style-type: none"> • DA27WA Arms • DA241WA Arms 	<ul style="list-style-type: none"> • COM/COL • Fabric • Vinyl • Leather

ALETA

DAUPHIN

BENCHES WITH ARMS







Aleta delivers great seating choices for a variety of applications. With its cubist/rectangular design and polished aluminum feet, Aleta is a powerhouse for high traffic areas and touchdown spaces.

Model	Overall Dimensions	Yardage / Square Feet	Weight (lbs)	COM / A	B	COL / C	D	E	F	G	H	I	LTH / J
AA15270		5.6 / 101		\$1,918	2,019	2,220	2,421	2,623	2,824	3,026	3,227	3,429	3,630
AA15370		7 / 126		\$2,450	2,601	2,904	3,206	3,508	3,810	4,113	4,415	4,717	5,019
AA15370/61/CST		6 / 108		\$2,450	2,601	2,904	3,206	3,508	3,810	4,113	4,415	4,717	5,019
AA15370/61/GLS		6 / 108		\$2,831	2,983	3,286	3,589	3,892	4,196	4,499	4,802	5,106	5,409
AA15370/61/GRN		6 / 108		\$4,298	4,449	4,752	5,054	5,356	5,658	5,961	6,263	6,565	6,867

● Standard Feature | N/A Not Available | ▲ Optional Feature | E Extended Lead Time

	AA15270	AA15370	AA15370/61/CST	AA15370/61/GLS	AA15370/61/GRN
	Two Seat Bench with Arms	Three Seat Bench with Arms	Two Seat Bench with Arms & Table Top	Two Seat Bench with Arms & Glass Table Top	Two Seat Bench with Arms & Granite Table Top
Standard Features					
Rectangular polished metal legs	●	●	●	●	●
Fixed cushions	●	●	●	●	●
Optional Features					
16" diameter writing tablet	▲	\$352	▲	\$352	▲
Integrated polished cup holder	▲	\$95	▲	\$95	▲
Round polished aluminum legs	▲	\$50	▲	\$50	▲
Round matte black aluminum legs	▲	\$50	▲	\$50	▲
Cone shaped wood legs	▲	\$50	▲	\$50	▲
Angle shaped wood legs	▲	\$50	▲	\$50	▲
Ganging connector set	▲	\$106	▲	\$106	▲
Cal 133 fire code; Add 20% to Grade A	▲	20%	▲	20%	▲

Key Specifications to Order




 Style	 Seats	 Legs	 Cushions	 Upholstery	 Options
<ul style="list-style-type: none"> • Bench • Bench with table 	<ul style="list-style-type: none"> • Two Seat • Two seat with table 	<ul style="list-style-type: none"> • Rectangular Polished Metal Legs • Round Polished Aluminum Legs • Round Matte Black Aluminum Legs • Cone Shaped Wood Legs • Angle Shaped Wood Legs • Square Silver Steel Legs 	<ul style="list-style-type: none"> • Fixed 	<ul style="list-style-type: none"> • COM/COL • Fabric • Vinyl • Leather 	<ul style="list-style-type: none"> • Cup Holder • Ganging Connectors

ALETA

DAUPHIN

LOUNGE CHAIR, SOFAS, AND BENCHES





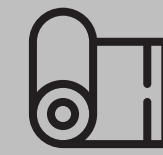

Aleta delivers great seating choices for a variety of applications. With its cubist/rectangular design and polished aluminum feet, Aleta is a powerhouse for high traffic areas and touchdown spaces.

Model	Overall Dimensions	Yardage / Square Feet	Weight (lbs)	COM / A	B	COL / C	D	E	F	G	H	I	LTH / J
AA15201 	27.5 W x 31 D	4.5 / 81	104	\$2,005	2,159	2,468	2,777	3,085	3,394	3,703	4,011	4,320	4,629
AA15202 		5.5 / 99	150	\$3,255	3,444	3,823	4,201	4,579	4,958	5,336	5,714	6,093	6,471
AA15203 	27.5 W x 31 D	6.5 / 117	201	\$4,396	4,634	5,110	5,586	6,062	6,537	7,013	7,489	7,965	8,441
AA15160	27 W x 20D x 16 H	1 / 18	68	\$1,136	1,169	1,237	1,304	1,372	1,440	1,507	1,575	1,642	1,710
AA15260		1.7 / 31	123	\$1,658	1,730	1,875	2,019	2,164	2,309	2,454	2,598	2,743	2,888
AA15360		2.5 / 45	187	\$2,190	2,313	2,560	2,807	3,053	3,300	3,546	3,793	4,039	4,286

● Standard Feature | N/A Not Available | ▲ Optional Feature | E Extended Lead Time

	AA15201	AA15202	AA15203	AA15160	AA15260	AA15360
	Lounge Chair	Two Seat Sofa	Three Seat Sofa	Ottoman	Two Seat Bench	Three Seat Bench
Standard Features						
Rectangular polished metal legs	●	●	●	●	●	●
Loose cushions	●	●	●	N/A	N/A	N/A
Fixed cushions	N/A	N/A	N/A	●	●	●
Optional Features						
16" diameter writing tablet	▲	\$352	▲	\$352	N/A	N/A
Integrated polished cup holder	▲	\$95	▲	\$95	N/A	N/A
Single seat, fixed cushion	▲	\$67	N/A	N/A	N/A	N/A
Two seat, fixed cushions	N/A	N/A	▲	\$83	N/A	N/A
Three seat, fixed cushions	N/A	N/A	N/A	N/A	▲	\$106
Square stitch upholstery	▲	\$134	▲	\$134	▲	\$134
Contrasting seat fabric	▲	\$140	▲	\$140	▲	\$140
Round polished aluminum legs	▲	\$50	▲	\$50	▲	\$50
Round matte black aluminum legs	▲	\$50	▲	\$50	▲	\$50
Cone shaped wood legs	▲	\$50	▲	\$50	▲	\$50
Angle shaped wood legs	▲	\$50	▲	\$50	▲	\$50
Casters	▲	\$106	N/A	N/A	N/A	N/A
Ganging connector set	▲	\$106	▲	\$106	▲	\$106
Cal 133 fire code; Add 20% to Grade A	▲	20%	▲	20%	▲	20%

Key Specifications to Order




 Style	 Seats	 Legs	 Cushions	 Upholstery	 Options
<ul style="list-style-type: none"> • Sofa • Bench • Ottoman 	<ul style="list-style-type: none"> • Single Seat • Two Seater • Three Seater 	<ul style="list-style-type: none"> • Rectangular Polished Metal Legs • Round Polished Aluminum Legs • Round Matte Black Aluminum Legs • Cone Shaped Wood Legs • Angle Shaped Wood Legs • Square Silver Steel Legs 	<ul style="list-style-type: none"> • Loose • Fixed 	<ul style="list-style-type: none"> • COM/COL • Fabric • Vinyl • Leather 	<ul style="list-style-type: none"> • Writing Tablet • Cup Holder • Square Stitch • Ganging Connectors

AVERIO

DAUPHIN

LOUNGE CHAIRS

Defined by spectacular lines, the lightweight and modern Averio lounge chair and table provide a versatile solution for a wide range of interiors from relaxed casual spaces all the way to prestigious executive offices.

Model	Overall Dimensions	Yardage / Square Feet	Weight (lbs)	COM / A	B	COL / C	D	E	F	G	H	I	LTH / J
AV652 	29W x 27D	2.5 / 45	25	\$1,914	1,975	2,097	2,219	2,341	2,463	2,586	2,708	2,830	2,952
AV692 	29W x 27D	2.5 / 45	28	\$1,914	1,975	2,097	2,219	2,341	2,463	2,586	2,708	2,830	2,952
AV672 	29W x 27D	2.5 / 45	24	\$2,414	2,475	2,597	2,719	2,841	2,963	3,086	3,208	3,330	3,452

● Standard Feature | N/A Not Available | ▲ Optional Feature | E Extended Lead Time




	AV652	AV692	AV672
	Lounge Chair	Lounge Chair	Lounge Chair
Standard Features			
Fully upholstered shell	●	●	●
4 star base, polished or matte black powdercoat	●	N/A	N/A
Wire frame, matte black powdercoat	N/A	●	N/A
Natural oak wood base	N/A	N/A	●
Soft floor glides for soft surface	●	●	●
Auto rotation return	●	N/A	N/A
Optional Features			
Tailored upholstery	▲ \$0	▲ \$0	▲ \$0
Plush upholstery	▲ \$0	▲ \$0	▲ \$0
Two-tone upholstery	▲ \$80	▲ \$80	▲ \$80
Wire frame, chrome	▲ E \$107	▲ E \$107	▲ E \$107
Hard floor glides for hard floor	▲ \$40	▲ \$40	▲ \$40
Cal 133 fire code; Add 20% to Grade A	▲ 20%	▲ 20%	▲ 20%

Key Specifications to Order

Base	Style	Upholstery	Frame	Upholstery	Glides
<ul style="list-style-type: none"> • X-base • Wire sled • Wood 	<ul style="list-style-type: none"> • Tailored • Plush 	<ul style="list-style-type: none"> • Single • Two-tone 	<ul style="list-style-type: none"> • Matte black • Polished • Natural oak 	<ul style="list-style-type: none"> • COM/COL • Fabric • Vinyl • Leather 	<ul style="list-style-type: none"> • Nylon • Hard floor

LOUNGE TABLES

Defined by spectacular lines, the lightweight and modern Averio lounge chair and table provide a versatile solution for a wide range of interiors from relaxed casual spaces all the way to prestigious executive offices.

Model	Overall Dimensions	Yardage / Square Feet	Weight (lbs)	COM / A	B	COL / C	D	E	F	G	H	I	LTH / J
AV345 	22 dia x 17H	0 / 0	13	\$797									
AV245 	22 dia x 17H	0 / 0	13	\$958									
AV245M 	22 dia x 17H	0 / 0	13	\$1,065									
AV335	22 dia x 17H	0 / 0	11	\$1,118									
AV335M	22 dia x 17H	0 / 0	11	\$1,386									

● Standard Feature | N/A Not Available | ▲ Optional Feature | E Extended Lead Time

	AV345	AV245	AV245M	AV335	AV335M
	Wire Frame Table with Clear Glass Top	Wire Frame Table with Oak or Walnut Top	Wire Frame Table with Black Marbled Top	3 Leg Wood Table with Clear Glass Top	3 Leg Wood Table with Black Marbled Top
Standard Features					
Wire frame, matte black	●	●	●	N/A	N/A
Natural oak wood legs	N/A	N/A	N/A	●	●
Glides for soft floor	●	●	●	●	●
Clear glass top	●	N/A	N/A	●	N/A
Oak or walnut top	N/A	●	N/A	N/A	N/A
Black Marbled HPL	N/A	N/A	●	N/A	●
Optional Features					
Wire frame, chrome	▲ E \$107	▲ E \$107	▲ E \$107	N/A	N/A
White Marbled HPL	N/A	N/A	▲ \$200	N/A	▲ \$200
Glides for hard floor	▲ \$40	▲ \$40	▲ \$40	▲ \$40	▲ \$40

Key Specifications to Order

Base	Tabletop	Glides
<ul style="list-style-type: none"> Wire frame, matte black Wire frame, chrome Natural oak 	<ul style="list-style-type: none"> Clear Glass Oak Walnut Black Marbled HPL White Marbled HPL 	<ul style="list-style-type: none"> Soft floor Hard floor

AXIUM

DAUPHIN

RECTANGULAR TABLES





Axiom tables come in a variety of materials, shapes, sizes and heights. Most tops are available in occasional, lounge, desk and bar heights and are offered with bright metal or black matte base finishes.

Model	Overall Dimensions	Weight (lbs)	Wood Top
AX4824	0 / 0		\$1,198
AX4830	0 / 0		\$1,412
AX6024	0 / 0		\$1,626
AX6030	0 / 0		\$1,840
AX7224			\$1,840
AX7230			\$2,054

● Standard Feature | N/A Not Available | ▲ Optional Feature | E Extended Lead Time

	AX4824	AX4830	AX6024	AX6030	AX7224	AX7230
Height						
17" high	●	●	N/A	N/A	N/A	N/A
26" high	▲ \$107	▲ \$107	● \$-	● \$-	● \$-	● \$-
29" high	▲ \$107	▲ \$107	● \$-	● \$-	● \$-	● \$-
42" high	▲ \$214	▲ \$214	▲ \$107	▲ \$107	▲ \$107	▲ \$107
Table Top						
Laminate top	N/A	N/A	N/A	N/A	N/A	N/A
Clear glass top	N/A	N/A	N/A	N/A	N/A	N/A
White back-painted glass top	N/A	N/A	N/A	N/A	N/A	N/A
Wood top, Oak or Walnut	● \$-	● \$-	● \$-	● \$-	● \$-	● \$-
Base						
X base, Chrome	●	●	●	●	●	●
X base, Matte black	● \$-	● \$-	● \$-	● \$-	● \$-	● \$-
Disc base, Brushed aluminum	▲ \$321	▲ \$321	▲ \$642	▲ \$642	▲ \$642	▲ \$642
Disc base, Matte Black	▲ \$321	▲ \$321	▲ \$642	▲ \$642	▲ \$642	▲ \$642

Key Specifications to Order

 Diameter	 Table Height	 Surface	 Base
<ul style="list-style-type: none"> • 30" Diameter • 36" Diameter • 42" Diameter • 48" Diameter 	<ul style="list-style-type: none"> • 17" Height • 26" Height • 29" Height • 42" Height 	<ul style="list-style-type: none"> • Clear Glass • White Back-Painted Glass • Laminate • Wood, Oak or Walnut 	<ul style="list-style-type: none"> • X Base, Chrome • X Base, Matte black • Disc Base, Brushed Aluminum • Disc Base, Matte Black

RECTANGULAR TABLES




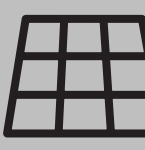
Axiom tables come in a variety of materials, shapes, sizes and heights. Most tops are available in occasional, lounge, desk and bar heights and are offered with bright metal or black matte base finishes.

Model	Tabletop Dimensions	Base Cost								
AX7236	72" x 36"	\$2,268								
AX9624	96" x 24"	\$2,161								
AX9630	96" x 30"	\$2,482								
AX9636	96" x 36"	\$2,696								
AX9642	96" x 42"	\$2,803								

● Standard Feature | N/A Not Available | ▲ Optional Feature | E Extended Lead Time

	AX7236	AX9624	AX9630	AX9636	AX9642
	72" x 36" Rectangle Table	96" x 24" Rectangle Table	96" x 30" Rectangle Table	96" x 36" Rectangle Table	96" x 42" Rectangle Table
Height					
17" high	N/A	N/A	N/A	N/A	N/A
26" high	●	●	●	●	●
29" high	●	●	●	●	●
42" high	▲ \$107	▲ \$107	▲ \$107	▲ \$107	▲ \$107
Table Top					
Laminate top	N/A	N/A	N/A	N/A	N/A
Clear glass top	▲ -37.00	N/A	N/A	N/A	N/A
White back-painted glass top	▲ \$187	N/A	N/A	N/A	N/A
Wood top, Oak or Walnut	● \$-	● \$-	● \$-	● \$-	● \$-
Base					
X base, Chrome	●	●	●	●	●
X base, Matte black	● \$-	● \$-	● \$-	● \$-	● \$-
Disc base, Brushed aluminum	▲ \$642	▲ \$642	▲ \$642	▲ \$642	▲ \$642
Disc base, Matte black	▲ \$642	▲ \$642	▲ \$642	▲ \$642	▲ \$642

Key Specifications to Order

 Tabletop Size	 Table Height	 Surface	 Base
<ul style="list-style-type: none"> • 72" x 36" • 96" x 24" • 96" x 30" • 96" x 36" • 96" x 42" 	<ul style="list-style-type: none"> • 17" Height • 26" Height • 29" Height • 42" Height 	<ul style="list-style-type: none"> • Clear Glass • White Back-Painted Glass • Laminate • Wood, Oak or Walnut 	<ul style="list-style-type: none"> • X Base, Chrome • X Base, Matte black • Disc Base, Brushed Aluminum • Disc Base, Matte Black

*Please review the options above to ensure your selected combination is possible.

ROUND AND SOFT CORNER TABLES




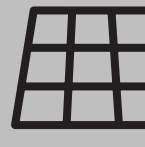
Axiom tables come in a variety of materials, shapes, sizes and heights. Most tops are available in occasional, lounge, desk and bar heights and are offered with bright metal or black matte base finishes.

Model	Tabletop Dimensions	Base Cost									
AX2424SH	24" x 24" Shaped	\$551									
AX30D	30" Round	\$712									
AX36D	36" Round	\$792									
AX42D	42" Round	\$872									
AX48D	48" Round	\$1,733									
AX4830SH	48" x 30" Shaped	\$872									

● Standard Feature | N/A Not Available | ▲ Optional Feature | E Extended Lead Time

	AX2424SH	AX30D	AX36D	AX42D	AX48D	AX4830SH
	24" x 24" Shaped Table	30" Diameter Table	36" Diameter Table	42" Diameter Table	48" Diameter Table	48" x 30" Shaped Table
Height						
17" high	●	●	●	●	●	●
26" high	▲ \$107	▲ \$107	▲ \$107	▲ \$107	▲ \$107	▲ \$107
29" high	▲ \$107	▲ \$107	▲ \$107	▲ \$107	▲ \$107	▲ \$107
42" high	▲ \$214	▲ \$214	▲ \$214	▲ \$214	▲ \$214	▲ \$214
Table Top						
Laminate top	●	●	●	●	N/A	●
Clear glass top	▲ \$170	▲ \$65	▲ \$42	▲ \$73	N/A	▲ \$185
White back-painted glass top	▲ \$394	▲ \$288	▲ \$265	▲ \$296	N/A	▲ \$409
Wood top, Oak or Walnut	▲ \$326	▲ \$379	▲ \$406	▲ \$433	● \$-	▲ \$433
Base						
X base, Chrome	●	●	●	●	N/A	●
X base, Matte black	● \$-	● \$-	● \$-	● \$-	N/A	● \$-
Disc base, Brushed aluminum	▲ \$321	▲ \$321	▲ \$321	▲ \$321	● \$-	▲ \$321
Disc base, Matte black	▲ \$321	▲ \$321	▲ \$321	▲ \$321	● \$-	▲ \$321

Key Specifications to Order

 Tabletop Size	 Table Height	 Surface	 Base
<ul style="list-style-type: none"> • 24" x 24" Shaped • 30" Round • 36" Round • 42" Round • 48" Round • 48" x 30" Shaped 	<ul style="list-style-type: none"> • 17" Height • 26" Height • 29" Height • 42" Height 	<ul style="list-style-type: none"> • Clear Glass • White Back-Painted Glass • Laminate • Wood, Oak or Walnut 	<ul style="list-style-type: none"> • X Base, Chrome • X Base, Matte black • Disc Base, Brushed Aluminum • Disc Base, Matte Black

*Please review the options above to ensure your selected combination is possible.

SQUARE TABLES





Axiom tables come in a variety of materials, shapes, sizes and heights. Most tops are available in occasional, lounge, desk and bar heights and are offered with bright metal or black matte base finishes.

Model	Tabletop Dimensions	Base Cost								
AX3030	30" x 30"	\$712								
AX3636	36" x 36"	\$792								
AX4242	42" x 42"	\$1,305								
AX4848	48" x 48"	\$1,412								

● Standard Feature | N/A Not Available | ▲ Optional Feature | E Extended Lead Time

	AX3030		AX3636		AX4242		AX4848	
	30" Square Table		36" Square Table		42" Square Table		48" Square Table	
Height								
17" high	●		●		●		●	
26" high	▲	\$107	▲	\$107	▲	\$107	▲	\$107
29" high	▲	\$107	▲	\$107	▲	\$107	▲	\$107
42" high	▲	\$214	▲	\$214	▲	\$214	▲	\$214
Table Top								
Laminate top	●		●		N/A		N/A	
Clear glass top	N/A		N/A		N/A		N/A	
White back-painted glass top	N/A		N/A		N/A		N/A	
Wood top, Oak or Walnut	▲	\$379	▲	\$406	●		●	
Base								
X base, Chrome	●		●		●		●	
X base, Matte black	●	\$-	●	\$-	●	\$-	●	\$-
Disc base, Brushed aluminum	▲	\$321	▲	\$321	▲	\$321	▲	\$321
Disc base, Matte black	▲	\$321	▲	\$321	▲	\$321	▲	\$321

Key Specifications to Order

 Tabletop Size	 Table Height	 Surface	 Base
<ul style="list-style-type: none"> • 30" x 30" • 36" x 36" • 42" x 42" • 48" x 48" 	<ul style="list-style-type: none"> • 17" Height • 26" Height • 29" Height • 42" Height 	<ul style="list-style-type: none"> • Clear Glass • White Back-Painted Glass • Laminate • Wood, Oak or Walnut 	<ul style="list-style-type: none"> • X Base, Chrome • X Base, Matte black • Disc Base, Brushed Aluminum • Disc Base, Matte Black


*Please review the options above to ensure your selected combination is possible.

BOBO

DAUPHIN

BENCHES AND OTTOMANS

Bobo was designed by German architect Dietmar Scharping in the early 1990s to fill the need for a small-scale, sculptural seating program that would look good from any perspective and suit a wide range of environments.

Model	Overall Dimensions	Yardage / Square Feet	Weight (lbs)	COM / A	B	COL / C	D	E	F	G	H	I	LTH / J
BO3160 	19W x 19D x 18H	2 / 36	44	\$1,090	1,135	1,224	1,313	1,402	1,491	1,580	1,669	1,758	1,846
BO3360 	53W x 19D x 18H	3.5 / 63	176	\$1,817	1,910	2,095	2,280	2,466	2,651	2,837	3,022	3,207	3,393
BO3149 		1.3 / 24	37	\$855	888	955	1,021	1,088	1,154	1,220	1,287	1,353	1,420
BO3149UBR 		1.5 / 27	42	\$912	956	1,045	1,134	1,223	1,312	1,401	1,490	1,579	1,668
BO3169 		1 / 18	29	\$638	659	700	742	784	826	868	909	951	993
BO3369 		1.4 / 26	66	\$1,028	1,067	1,146	1,224	1,302	1,380	1,459	1,537	1,615	1,693

● Standard Feature | N/A Not Available | ▲ Optional Feature | E Extended Lead Time

	BO3160	BO3360	BO3149	BO3149UBR	BO3169	BO3369
	Ottoman	Three seat bench	Single seat chair, wood back	Single seat chair, upholstered back	Ottoman	Three seat bench
Standard Features						
Wood back, natural beech	N/A	N/A	●	N/A	N/A	N/A
Aluminum feet, polished	●	●	N/A	N/A	N/A	N/A
Duck feet, natural beech	N/A	N/A	●	●	●	●
Black zipper	N/A	N/A	N/A	●	N/A	N/A
Optional Features						
Color zippers	N/A	N/A	N/A	N/A	▲ \$81	N/A
Alternative stain for wood backs or duck feet	N/A	N/A	N/A	N/A	▲	▲
Cal 133 fire code; Add 20% to Grade A	▲	20%	▲	20%	▲	20%

Key Specifications to Order


 Feet	 Zipper	 Upholstery
<ul style="list-style-type: none"> Aluminum feet, polished Duck feet, natural beech 	<ul style="list-style-type: none"> Beige Black Blue White Yellow 	<ul style="list-style-type: none"> COM/COL Fabric Vinyl Leather

CEMPA ALFRESCO

DAUPHIN






FOUR-LEGGED ALUMINUM BASE CHAIRS (NON-STACKABLE)

Cempa offers attractive, flexible solutions to meet the needs of today's corporate and institutional markets. At the center of Cempa ancillary seating is its simple, sculpted seat shell inspired by the smooth contour of a petal.

Model	Overall Dimensions	Yardage / Square Feet	Weight (lbs)	COM / A	B	COL / C	D	E	F	G	H	I	LTH / J
FI76100 	20W x 17D x 18H		13	\$430									
FI76110	20W x 17D x 18H	0.61 / 11	15	\$519	536	570	605	639	673	708	742	776	810
FI76120	20W x 17D x 18H	1.11 / 20	20	\$765	796	858	920	983	1,045	1,107	1,169	1,231	1,293

● Standard Feature | N/A Not Available | ▲ Optional Feature | E Extended Lead Time

	FI76100	FI76110	FI76120
	4 Post, Aluminum Legs	4 Post, Aluminum Legs	4 Post, Aluminum Legs
Standard Features			
Armless	●	●	●
Poly Shell	●	●	N/A
Fully upholstered shell	N/A	N/A	●
Seat pad	N/A	●	N/A
Anodized silver legs	●	●	●
Glides for soft floor	●	●	●
Optional Features			
Colored aluminum legs	▲ E \$60	▲ E \$60	▲ E \$60
Black or white poly shell	▲ \$0	▲ \$0	N/A N/A
Color poly shell	▲ E \$0	▲ E \$0	N/A N/A
Horizontal stitching	N/A N/A	N/A N/A	▲ \$70
Glides for hard floor	▲ \$40	▲ \$40	▲ \$40
Cal 133 fire code; Add 20% to Grade A	▲ 20%	▲ 20%	▲ 20%

Key Specifications to Order				
 Shell Option	 Hard Shell Finish	 Aluminum Legs	 Casters or Glides	 Upholstery
<ul style="list-style-type: none"> • Hard Shell Only • Hard Shell w/ Seat Pad • Fully Upholstered 	<ul style="list-style-type: none"> • MicroSilver • Polar White • Graphite Black • Iron Grey • Misty Grey • Natural Silk • Aegean Blue • Slate Blue • Baby Bamboo • Terra Cotta • Marigold • Carmine Red 	<ul style="list-style-type: none"> • Anodized Silver • Polar White • Graphite Black • Iron Grey • Misty Grey • Natural Silk • Aegean Blue • Slate Blue • Baby Bamboo • Terra Cotta • Marigold 	<ul style="list-style-type: none"> • Glides for Soft Floor • Glides for Hard Floor 	<ul style="list-style-type: none"> • COM/COL • Fabric • Vinyl • Leather

CEMPA ALFRESCO

DAUPHIN

TABLES





The clear shapes of the Cempa tables naturally match with the chairs. With weather resistant HPL table tops complete the range perfectly. At the center of Cempa ancillary seating is its simple, sculpted seat shell inspired by the smooth contour of a petal.

Model	Tabletop Dimensions	Laminate Top	Wood Top	White HPL Top
FI27D	27" D			\$1,555
FI30D	30" D	\$1,069	\$1,448	
FI31D	31" D			\$1,448
FI35D	35" D			\$1,555
FI36D	36" D	\$1,149	\$1,555	
FI3030	30" x 30"	\$1,069	\$1,448	
FI3636	36" x 36"	\$1,149	\$1,555	

● Standard Feature | N/A Not Available | ▲ Optional Feature | E Extended Lead Time

	FI27D	FI30D	FI31D	FI35D	FI36D	FI3030	FI3636
	27" Diameter Table	30" Diameter Table	31" Diameter Table	35" Diameter Table	36" Diameter Table	30" Square Table	36" Square Table
Height							
29" high	N/A	●	●	●	●	●	●
42" high	●	▲ \$107	N/A	N/A	▲ \$107	▲ \$107	▲ \$107
Table Top							
White Laminate top/white edge	N/A	●	N/A	N/A	●	●	●
Wood top, Oak or Walnut	N/A	●	N/A	N/A	●	●	●
White HPL top/black edge	●	N/A	●	●	N/A	N/A	N/A
Base							
Graphite black frame	●	●	●	●	●	●	●
White Frame	▲ E \$200	▲ E \$200	▲ E \$200	▲ E \$200	▲ E \$200	▲ E \$200	▲ E \$200

Key Specifications to Order

 Tabletop Size	 Table Height	 Surface	 Base
<ul style="list-style-type: none"> • 27" D • 30" D • 31" D • 35" D • 36" D • 30" x 30" • 36" x 36" 	<ul style="list-style-type: none"> • 29" Height • 42" Height 	<ul style="list-style-type: none"> • White Melamine/ White Edge • White HPL Top/Black Edge • Wood, Oak or Walnut 	<ul style="list-style-type: none"> • Graphite Black Frame • White Frame






4 POST GANGABLE AND STACKABLE BASE CHAIRS, ARMLESS

Cempa offers attractive, flexible solutions to meet the needs of today's corporate and institutional markets. At the center of Cempa ancillary seating is its simple, sculpted seat shell inspired by the smooth contour of a petal.

Model	Overall Dimensions	Yardage / Square Feet	Weight (lbs)	COM / A	B	COL / C	D	E	F	G	H	I	LTH / J
FI75500 	20W x 17D x 18H		13	\$476									
FI75510 	20W x 17D x 18H	0.61 / 11	15	\$565	582	616	651	685	719	754	788	822	856
FI75520 	20W x 17D x 18H	1.11 / 20	20	\$811	842	904	966	1,029	1,091	1,153	1,215	1,277	1,339
FI75600	20W x 17D x 18H		13	\$766									
FI75610 	20W x 17D x 18H	0.59 / 11	17	\$856	873	906	939	972	1,006	1,039	1,072	1,105	1,138


● Standard Feature | N/A Not Available | ▲ Optional Feature | E Extended Lead Time

	FI75500	FI75510	FI75520	FI75600	FI75610
	4 Post, Gangable	4 Post, Gangable	4 Post, Gangable	4 Post, Gangable	4 Post, Gangable
Standard Features					
Armless	●	●	●	●	●
Ganging	●	●	●	●	●
Stackable polished frame	●	●	●	●	●
Poly shell	●	●	●	●	●
Fully upholstered shell	N/A	N/A	●	N/A	N/A
Wood shell, Oak	N/A	N/A	N/A	●	●
Seat pad	N/A	●	N/A	N/A	●
Glides for soft floor	●	●	●	●	●
Optional Features					
Mobile stacking cart, FR0348	▲	\$392	▲	\$392	▲
Black or white poly shell	▲	\$0	▲	\$0	N/A
Color poly shell	▲ E	\$0	▲ E	\$0	N/A
Wood shell, Walnut	N/A	N/A	N/A	N/A	▲ E
MicroSilver antimicrobial white	▲ E	\$130	▲ E	\$130	N/A
Horizontal stitching	N/A	N/A	N/A	N/A	▲
Glides for hard floor	▲	\$40	▲	\$40	▲
Cal 133 fire code; Add 20% to Grade A	▲	20%	▲	20%	▲

Key Specifications to Order				
 Shell Option	 Hard Shell Finish	 Frame	 Casters or Glides	 Upholstery
<ul style="list-style-type: none"> • Hard Shell Only • Hard Shell w/ Seat Pad • Fully Upholstered 	<ul style="list-style-type: none"> • Oak • Walnut • MicroSilver • Polar White • Graphite Black • Iron Grey • Misty Grey • Natural Silk • Aegean Blue • Slate Blue • Baby Bamboo • Terra Cotta • Marigold • Carmine Red 	<ul style="list-style-type: none"> • Chrome 	<ul style="list-style-type: none"> • Glides for Soft Floor • Glides for Hard Floor 	<ul style="list-style-type: none"> • COM/COL • Fabric • Vinyl • Leather







4 POST STACKABLE BAR STOOLS, LOW BACK

Cempa offers attractive, flexible solutions to meet the needs of today's corporate and institutional markets. At the center of Cempa ancillary seating is its simple, sculpted seat shell inspired by the smooth contour of a petal.

Model	Overall Dimensions	Yardage / Square Feet	Weight (lbs)	COM / A	B	COL / C	D	E	F	G	H	I	LTH / J
FI75900BS	20W x 17D x 18H		17	\$904									
FI75910BS 	20W x 17D x 18H	0.6 / 11	17	\$994	1,011	1,044	1,077	1,110	1,144	1,177	1,210	1,243	1,276






● Standard Feature | N/A Not Available | ▲ Optional Feature | E Extended Lead Time

	FI75900BS	FI75910BS
	Low Back, Wood Bar Stool	Low Back, Wood Bar Stool
Standard Features		
Armless	●	●
Stackable frame	●	●
Wood shell, Oak	●	●
Seat pad	N/A	●
Glides for soft floor	●	●
Optional Features		
Arms - polished aluminum or matte black	▲ \$224	▲ \$224
Mobile stacking cart, FR0348	▲ \$392	▲ \$392
Wood shell, Walnut	▲ E \$90	▲ E \$90
Glides for hard floor	▲ \$40	▲ \$40
Cal 133 fire code; Add 20% to Grade A	▲ 20%	▲ 20%

Key Specifications to Order					
 Shell Option	 Hard Shell Finish	 Frame	 Arms	 Glides	 Upholstery
<ul style="list-style-type: none"> • Hard Shell Only • Hard Shell w/ Seat Pad 	<ul style="list-style-type: none"> • Oak • Walnut 	<ul style="list-style-type: none"> • Chrome • Matte Black 	<ul style="list-style-type: none"> • Polished Aluminum • Matte Black 	<ul style="list-style-type: none"> • Glides for Soft Floor • Glides for Hard Floor 	<ul style="list-style-type: none"> • COM/COL • Fabric • Vinyl • Leather

4 POST STACKABLE BAR STOOLS , HIGH BACK







Cempa offers attractive, flexible solutions to meet the needs of today's corporate and institutional markets. At the center of Cempa ancillary seating is its simple, sculpted seat shell inspired by the smooth contour of a petal.

Model	Overall Dimensions	Yardage / Square Feet	Weight (lbs)	COM / A	B	COL / C	D	E	F	G	H	I	LTH / J
FI75100BS 	20W x 17D x 18H		14	\$614									
FI75110BS 	20W x 17D x 18H	0.6 / 11	15	\$703	720	754	789	823	857	892	926	960	995
FI75120BS 	20W x 17D x 18H	1.11 / 20	17	\$1,415	1,477	1,432	1,493	1,555	1,616	1,677	1,738	1,799	1,860
FI75200BS 	20W x 17D x 18H		15	\$904									
FI75210BS 	20W x 17D x 18H	0.5 / 11	17	\$994	1,011	1,044	1,077	1,110	1,144	1,177	1,210	1,243	1,276

● Standard Feature | N/A Not Available | ▲ Optional Feature | E Extended Lead Time

	FI75100BS	FI75110BS	FI75120BS	FI75200BS	FI75210BS
	4 Post, Bar Stool	4 Post, Bar Stool	4 Post, Bar Stool	4 Post, Bar Stool	4 Post, Bar Stool
Standard Features					
Armless	●	●	●	●	●
Stackable frame	●	●	●	●	●
Black or white poly shell	●	●	●	N/A	N/A
Color poly shell	● E	● E	N/A	N/A	N/A
Fully upholstered shell	N/A	N/A	●	N/A	N/A
Seat pad	N/A	●	N/A	N/A	●
Wood shell , Oak	N/A	N/A	N/A	●	●
Glides for soft floor	●	●	●	●	●
Optional Features					
Arms - polished or matte black	▲ \$224	▲ \$224	▲ \$224	▲ \$224	▲ \$224
Mobile stacking cart, FR0348	▲ \$392	▲ \$392	▲ \$392	▲ \$392	▲ \$392
Wood shell, Walnut	N/A \$2	N/A N/A	N/A N/A	▲ E \$90	▲ E \$90
MicroSilver antimicrobial white	▲ E \$130	▲ E \$130	N/A N/A	N/A N/A	N/A N/A
Horizontal stitching	N/A N/A	N/A N/A	▲ \$70	N/A N/A	N/A N/A
Glides for hard floor	▲ \$40	▲ \$40	▲ \$40	▲ \$40	▲ \$40
Cal 133 fire code; Add 20% to Grade A	▲ 20%	▲ 20%	▲ 20%	▲ 20%	▲ 20%

Key Specifications to Order

 Shell Option	 Hard Shell Finish	 Frame	 Arms	 Glides	 Upholstery
<ul style="list-style-type: none"> • Hard Shell Only • Hard Shell w/ Seat Pad • Fully Upholstered 	<ul style="list-style-type: none"> • Oak • Walnut • MicroSilver • Polar White • Graphite Black • Iron Grey • Misty Grey 	<ul style="list-style-type: none"> • Natural Silk • Aegean Blue • Slate Blue • Baby Bamboo • Terra Cotta • Marigold • Carmine Red 	<ul style="list-style-type: none"> • Chrome • Matte Black 	<ul style="list-style-type: none"> • Polished Aluminum • Matte Black 	<ul style="list-style-type: none"> • Glides for Soft Floor • Glides for Hard Floor
					<ul style="list-style-type: none"> • COM/COL • Fabric • Vinyl • Leather

4 POST STACKABLE CHAIRS

Cempa offers attractive, flexible solutions to meet the needs of today's corporate and institutional markets. At the center of Cempa ancillary seating is its simple, sculpted seat shell inspired by the smooth contour of a petal.

Model	Overall Dimensions	Yardage / Square Feet	Weight (lbs)	COM / A	B	COL / C	D	E	F	G	H	I	LTH / J
FI75100 	20W x 17D x 18H		13	\$391									
FI75110 	20W x 17D x 18H	0.61 / 11	15	\$479	497	531	565	599	634	668	702	737	771
FI75120 	20W x 17D x 18H	1.11 / 20	20	\$725	757	819	881	943	1,005	1,067	1,130	1,192	1,254
FI75200 	20W x 17D x 18H		13	\$681									
FI75210	20W x 17D x 18H	0.59 / 11	17	\$770	787	820	853	887	920	953	986	1,020	1,053

● Standard Feature | N/A Not Available | ▲ Optional Feature | E Extended Lead Time





	FI75100	FI75110	FI75120	FI75200	FI75210
	4 Post, Stackable	4 Post, Stackable	4 Post, Stackable	4 Post, Stackable	4 Post, Stackable
Standard Features					
Armless	●	●	●	●	●
Stackable frame	●	●	●	●	●
Black or white poly shell	●	●	●	N/A	N/A
Color poly shell	● E	● E	N/A	N/A	N/A
Fully upholstered shell	N/A	N/A	●	N/A	N/A
Seat pad	N/A	●	N/A	N/A	●
Wood shell, Oak	N/A	N/A	N/A	●	●
Glides for soft floor	●	●	●	●	●
Optional Features					
Arms - polished or matte black	▲ \$224	▲ \$224	▲ \$224	▲ \$224	▲ \$224
Mobile stacking cart, FR0348	▲ \$392	▲ \$392	▲ \$392	▲ \$392	▲ \$392
Wood shell, Walnut	N/A N/A	N/A N/A	N/A N/A	E \$90	▲ E \$90
MicroSilver antimicrobial white	▲ E \$130	▲ E \$130	N/A N/A	N/A N/A	N/A N/A
Horizontal stitching	N/A N/A	N/A N/A	▲ \$70	N/A N/A	N/A N/A
Glides for hard floor	▲ \$40	▲ \$40	▲ \$40	▲ \$40	▲ \$40
Cal 133 fire code; Add 20% to Grade A	▲ 20%	▲ 20%	▲ 20%	▲ 20%	▲ 20%

Key Specifications to Order

Shell Option	Hard Shell Finish	Frame	Arms	Glides	Upholstery	
<ul style="list-style-type: none"> Hard Shell Only Hard Shell w/ Seat Pad Fully Upholstered 	<ul style="list-style-type: none"> Oak Walnut MicroSilver Polar White Graphite Black Iron Grey Misty Grey 	<ul style="list-style-type: none"> Natural Silk Aegean Blue Slate Blue Baby Bamboo Terra Cotta Marigold Carmine Red 	<ul style="list-style-type: none"> Chrome Matte Black 	<ul style="list-style-type: none"> Polished Aluminum Matte Black 	<ul style="list-style-type: none"> Glides for Soft Floor Glides for Hard Floor 	<ul style="list-style-type: none"> COM/COL Fabric Vinyl Leather

TRESTLE BASE CHAIRS







Cempa offers attractive, flexible solutions to meet the needs of today's corporate and institutional markets. At the center of Cempa ancillary seating is its simple, sculpted seat shell inspired by the smooth contour of a petal.

Model	Overall Dimensions	Yardage / Square Feet	Weight (lbs)	COM / A	B	COL / C	D	E	F	G	H	I	LTH / J
FI75500 	20W x 17D x 18H		14	\$670									
FI75510 	20W x 17D x 18H	0.75 / 14	17	\$760	776	810	843	876	909	942	976	1,009	1,042
FI75520 	20W x 17D x 18H	1.25 / 23	17	\$1,005	1,035	1,096	1,157	1,219	1,280	1,341	1,402	1,463	1,524
FI75600	20W x 17D x 18H		18	\$961									
FI75610 	20W x 17D x 18H	0.75 / 14	18	\$1,050	1,067	1,101	1,135	1,170	1,204	1,238	1,273	1,307	1,341

● Standard Feature | N/A Not Available | ▲ Optional Feature | E Extended Lead Time


	FI75500	FI75510	FI75520	FI75600	FI75610
	Trestle Base with Casters	Trestle Base with Casters	Trestle Base with Casters	Trestle Base with Casters	Trestle Base with Casters
Standard Features					
Armless	●	●	●	●	●
4 Star base	●	●	●	●	●
Black or white poly shell	●	●	●	N/A	N/A
Color poly shell	● E	● E	N/A	N/A	N/A
Fully upholstered shell	N/A	N/A	●	N/A	N/A
Seat pad	N/A	●	N/A	N/A	●
Wood shell, Oak	N/A	N/A	N/A	●	●
Casters for soft floor	●	●	●	●	●
Optional Features					
Arms - polished aluminum or matte black	▲ \$224	▲ \$224	▲ \$224	▲ \$224	▲ \$224
4 star base - chrome or matte black	▲ \$0	▲ \$0	▲ \$0	▲ \$0	▲ \$0
Wood shell, Walnut	N/A N/A	N/A N/A	N/A N/A	▲ E \$90	▲ E \$90
MicroSilver antimicrobial white	▲ E \$130	▲ E \$130	N/A N/A	N/A N/A	N/A N/A
Horizontal stitching	N/A N/A	N/A N/A	▲ \$70	N/A N/A	N/A N/A
Glides for soft floor	▲ \$22	▲ \$22	▲ \$22	▲ \$22	▲ \$22
Glides for hard floor	▲ \$40	▲ \$40	▲ \$40	▲ \$40	▲ \$40
Casters for hard floor	▲ \$40	▲ \$40	▲ \$40	▲ \$40	▲ \$40
Cal 133 fire code; Add 20% to Grade A	▲ 20%	▲ 20%	▲ 20%	▲ 20%	▲ 20%

Key Specifications to Order

 Shell Option	 Hard Shell Finish	 Arms	 Base	 Casters or Glides	 Upholstery
<ul style="list-style-type: none"> • Hard Shell Only • Hard Shell w/ Seat Pad • Fully Upholstered 	<ul style="list-style-type: none"> • Oak • Walnut • MicroSilver • Polar White • Graphite Black • Iron Grey • Misty Grey • Natural Silk • Aegean Blue • Slate Blue • Baby Bamboo • Terra Cotta • Marigold • Carmine Red 	<ul style="list-style-type: none"> • Polished Aluminum • Matte Black 	<ul style="list-style-type: none"> • Chrome • Matte Black 	<ul style="list-style-type: none"> • Casters for Soft Floor • Casters for Hard Floor • Glides for Soft Floor • Glides for Hard Floor 	<ul style="list-style-type: none"> • COM/COL • Fabric • Vinyl • Leather

4 LEG WOOD BASE SIDE CHAIRS






Cempa offers attractive, flexible solutions to meet the needs of today's corporate and institutional markets. At the center of Cempa ancillary seating is its simple, sculpted seat shell inspired by the smooth contour of a petal.

Model	Overall Dimensions	Yardage / Square Feet	Weight (lbs)	COM / A	B	COL / C	D	E	F	G	H	I	LTH / J
FI75700	20W x 17D x 18H		13	\$547									
FI75710	20W x 17D x 18H	0.6 / 11	14	\$637	653	686	720	753	786	819	853	886	919
FI75720 	20W x 17D x 18H	1.1 / 20	15	\$883	913	974	1,035	1,097	1,158	1,219	1,280	1,341	1,402
FI75800 	20W x 17D x 18H		13	\$838									
FI75810	20W x 17D x 18H	0.6 / 11	14	\$927	944	978	1,012	1,047	1,081	1,115	1,150	1,184	1,218

● Standard Feature | N/A Not Available | ▲ Optional Feature | E Extended Lead Time


	FI75700		FI75710		FI75720		FI75800		FI75810	
	4 Wood Leg		4 Wood Leg		4 Wood Leg		4 Wood Leg		4 Wood Leg	
Standard Features										
Armless	●		●		●		●		●	
Black or white poly shell	●		●		●		N/A		N/A	
Color poly shell	● E		● E		N/A		N/A		N/A	
Fully upholstered shell	N/A		N/A		●		N/A		N/A	
Seat pad	N/A		●		N/A		N/A		●	
Wood shell, Oak	N/A		N/A		N/A		●		●	
Wood legs, Oak	●		●		●		●		●	
Glides for soft floor	●		●		●		●		●	
Optional Features										
Wood shell, Walnut	N/A	N/A	N/A	N/A	N/A	N/A	N/A	N/A	▲ E	\$90
MicroSilver antimicrobial white	▲ E	\$130	▲ E	\$130	N/A	N/A	N/A	N/A	N/A	N/A
Wood legs, Walnut	▲ E	\$67	▲ E	\$67	▲ E	\$67	▲ E	\$67	▲ E	\$67
Horizontal stitching	N/A	N/A	N/A	N/A	▲	\$70	N/A	N/A	N/A	N/A
Glides for hard floor	▲	\$40	▲	\$40	▲	\$40	▲	\$40	▲	\$40
Cal 133 fire code; Add 20% to Grade A	▲	20%	▲	20%	▲	20%	▲	20%	▲	20%

Key Specifications to Order

 Shell Option	 Hard Shell Finish	 Wood Legs	 Glides	 Upholstery
<ul style="list-style-type: none"> • Hard Shell Only • Hard Shell w/ Seat Pad • Fully Upholstered 	<ul style="list-style-type: none"> • Oak • Walnut • MicroSilver • Polar White • Graphite Black • Iron Grey • Misty Grey • Natural Silk • Aegean Blue • Slate Blue • Baby Bamboo • Terra Cotta • Marigold • Carmine Red 	<ul style="list-style-type: none"> • Oak • Walnut 	<ul style="list-style-type: none"> • Glides for Soft Floor • Glides for Hard Floor 	<ul style="list-style-type: none"> • COM/COL • Fabric • Vinyl • Leather

5 STAR BASE CHAIRS WITH WRITING TABLET




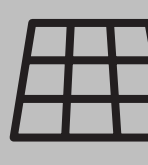


Cempa offers attractive, flexible solutions to meet the needs of today's corporate and institutional markets. At the center of Cempa ancillary seating is its simple, sculpted seat shell inspired by the smooth contour of a petal.

Model	Overall Dimensions	Yardage / Square Feet	Weight (lbs)	COM / A	B	COL / C	D	E	F	G	H	I	LTH / J
FI75300WT	20W x 17D x 18H		15	\$1,005									
FI75310WT 	20W x 17D x 18H	0.6 / 11	17	\$1,095	1,112	1,146	1,180	1,215	1,249	1,283	1,318	1,352	1,386
FI75320WT	20W x 17D x 18H	1.11 / 20	21	\$1,341	1,371	1,432	1,493	1,555	1,616	1,677	1,738	1,799	1,860
FI75400WT	20W x 17D x 18H		15	\$1,296									
FI75410WT	20W x 17D x 18H	0.5 / 11	17	\$1,386	1,402	1,435	1,469	1,502	1,535	1,568	1,602	1,635	1,668

● Standard Feature | N/A Not Available | ▲ Optional Feature | E Extended Lead Time




	FI75300WT	FI75310WT	FI75320WT	FI75400WT	FI75410WT
	Swivel Chair with Writing Tablet	Swivel Chair with Writing Tablet	Swivel Chair with Writing Tablet	Swivel Chair with Writing Tablet	Swivel Chair with Writing Tablet
Standard Features					
Armless	●	●	●	●	●
Rotating writing tablet	●	●	●	●	●
Black or white poly shell	●	●	●	N/A	N/A
Color poly shell	● E	● E	N/A	N/A	N/A
Fully upholstered shell	N/A	N/A	●	N/A	N/A
Wood shell, Oak	N/A	N/A	N/A	●	●
Seat pad	N/A	●	N/A	N/A	●
Polished 5 star aluminum base	●	●	●	●	●
Casters for soft floor	●	●	●	●	●
Optional Features					
Wood shell, Walnut	N/A	N/A	N/A	▲ E	▲ E
MicroSilver antimicrobial white	▲ E	\$130	▲ E	\$130	N/A
Horizontal stitching	N/A	N/A	N/A	▲	\$70
Glides for soft floor	▲	\$22	▲	\$22	▲
Glides for hard floor	▲	\$40	▲	\$40	▲
Casters for hard floor	▲	\$40	▲	\$40	▲
Cal 133 fire code; Add 20% to Grade A	▲	20%	▲	20%	▲

Key Specifications to Order

 Shell Option	 Hard Shell Finish	 Frame	 5 Star Base Finish	 Casters or Glides	 Upholstery
<ul style="list-style-type: none"> • Hard Shell Only • Hard Shell w/ Seat Pad • Fully Upholstered 	<ul style="list-style-type: none"> • Oak • Walnut • MicroSilver • Polar White • Graphite Black • Iron Grey • Misty Grey • Natural Silk • Aegean Blue • Slate Blue • Baby Bamboo • Terra Cotta • Marigold • Carmine Red 	<ul style="list-style-type: none"> • Chrome • Matte Black 	<ul style="list-style-type: none"> • Black Nylon • Polished 	<ul style="list-style-type: none"> • Casters for Soft Floor • Casters for Hard Floor • Glides for Soft Floor • Glides for Hard Floor 	<ul style="list-style-type: none"> • COM/COL • Fabric • Vinyl • Leather

5 STAR BASE CHAIRS




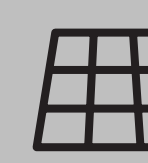

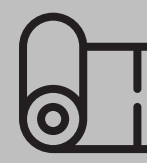
Cempa offers attractive, flexible solutions to meet the needs of today's corporate and institutional markets. At the center of Cempa ancillary seating is its simple, sculpted seat shell inspired by the smooth contour of a petal.

Model	Overall Dimensions	Yardage / Square Feet	Weight (lbs)	COM / A	B	COL / C	D	E	F	G	H	I	LTH / J
FI75300 	20W x 17D x 18H		13	\$670									
FI75310 	20W x 17D x 18H	0.6 / 11	13	\$760	776	810	843	876	909	942	976	1,009	1,042
FI75320 	20W x 17D x 18H	1.11 / 20	13	\$1,005	1,035	1,096	1,157	1,219	1,280	1,341	1,402	1,463	1,524
FI75400	20W x 17D x 18H		14	\$961									
FI75410	20W x 17D x 18H	0.5 / 11	14	\$1,050	1,067	1,101	1,135	1,170	1,204	1,238	1,273	1,307	1,341

● Standard Feature | N/A Not Available | ▲ Optional Feature | E Extended Lead Time

	FI75300	FI75310	FI75320	FI75400	FI75410
	Swivel Chair	Swivel Chair	Swivel Chair	Swivel Chair	Swivel Chair
Standard Features					
Armless	●	●	●	●	●
Black or white poly shell	●	●	●	N/A	N/A
Color poly shell	● E	● E	N/A	N/A	N/A
Fully upholstered shell	N/A	N/A	●	N/A	N/A
Wood shell, Oak	N/A	N/A	N/A	●	●
Seat pad	N/A	●	N/A	N/A	●
Polished 5 star aluminum base	●	●	●	●	●
Casters for soft floor	●	●	●	●	●
Optional Features					
Wood shell, Walnut	N/A	N/A	N/A	▲ E	▲ E
MicroSilver antimicrobial white	▲ E	\$130	▲ E	\$130	N/A
Horizontal stitching	N/A	N/A	N/A	▲	\$70
Black nylon 5 star base	▲	\$-	▲	\$-	▲
Glides for soft floor	▲	\$22	▲	\$22	▲
Glides for hard floor	▲	\$40	▲	\$40	▲
Casters for hard floor	▲	\$40	▲	\$40	▲
Cal 133 fire code; Add 20% to Grade A	▲	20%	▲	20%	▲

Key Specifications to Order

 Shell Option	 Hard Shell Finish	 Frame	 5 Star Base Finish	 Casters or Glides	 Upholstery
<ul style="list-style-type: none"> • Hard Shell Only • Hard Shell w/ Seat Pad • Fully Upholstered 	<ul style="list-style-type: none"> • Oak • Walnut • MicroSilver • Polar White • Graphite Black • Iron Grey • Misty Grey • Natural Silk • Aegean Blue • Slate Blue • Baby Bamboo • Terra Cotta • Marigold • Carmine Red 	<ul style="list-style-type: none"> • Chrome • Matte Black 	<ul style="list-style-type: none"> • Black Nylon • Polished 	<ul style="list-style-type: none"> • Casters for Soft Floor • Casters for Hard Floor • Glides for Soft Floor • Glides for Hard Floor 	<ul style="list-style-type: none"> • COM/COL • Fabric • Vinyl • Leather

CANTILEVER AND STACKABLE FRAME CHAIRS







Cempa offers attractive, flexible solutions to meet the needs of today's corporate and institutional markets. At the center of Cempa ancillary seating is its simple, sculpted seat shell inspired by the smooth contour of a petal.

Model	Overall Dimensions	Yardage / Square Feet	Weight (lbs)	COM / A	B	COL / C	D	E	F	G	H	I	LTH / J
FI75100CC 	20W x 17D x 18H		18	\$530									
FI75110CC	20W x 17D x 18H	0.61 / 11	21	\$618	636	670	704	738	773	807	841	876	910
FI75120CC 	20W x 17D x 18H	1.11 / 20	24	\$865	896	958	1,020	1,082	1,144	1,206	1,269	1,331	1,393
FI75200CC 	20W x 17D x 18H		19	\$820									
FI75210CC	20W x 17D x 18H	0.59 / 11	22	\$910	927	960	993	1,027	1,060	1,094	1,128	1,161	1,194

● Standard Feature | N/A Not Available | ▲ Optional Feature | E Extended Lead Time


	FI75100CC		FI75110CC		FI75120CC		FI75200CC		FI75210CC	
	Cantilever		Cantilever		Cantilever		Cantilever		Cantilever	
Standard Features										
Armless	●		●		●		●		●	
Black or white poly shell	●		●		●		N/A		N/A	
Color poly shell	● E		● E		N/A		N/A		N/A	
Fully upholstered shell	N/A		N/A		●		N/A		N/A	
Wood shell, Oak	N/A		N/A		N/A		●		●	
Seat pad	N/A		●		N/A		N/A		●	
Glides for soft floor	●		●		●		●		●	
Optional Features										
Arms - polished or matte black	▲	\$224	▲	\$224	▲	\$224	▲	\$224	▲	\$224
Mobile stacking cart, FR0348	▲	\$392	▲	\$392	▲	\$392	▲	\$392	▲	\$392
Wood shell, Walnut	N/A	N/A	N/A	N/A	N/A	N/A	▲ E	\$90	▲ E	\$90
MicroSilver antimicrobial white	▲ E	\$130	▲ E	\$130	N/A	N/A	N/A	N/A	N/A	N/A
Horizontal stitching	N/A	N/A	N/A	N/A	▲	\$70	N/A	N/A	N/A	N/A
Glides for hard floor	▲	\$40	▲	\$40	▲	\$40	▲	\$40	▲	\$40
Cal 133 fire code; Add 20% to Grade A	▲	20%	▲	20%	▲	20%	▲	20%	▲	20%

Key Specifications to Order

 Shell Option	 Hard Shell Finish	 Frame	 Arms	 Glides	 Upholstery
<ul style="list-style-type: none"> • Hard Shell Only • Hard Shell w/ Seat Pad • Fully Upholstered 	<ul style="list-style-type: none"> • Oak • Walnut • MicroSilver • Polar White • Graphite Black • Iron Grey • Misty Grey • Natural Silk • Aegean Blue • Slate Blue • Baby Bamboo • Terra Cotta • Marigold • Carmine Red 	<ul style="list-style-type: none"> • Chrome • Matte Black 	<ul style="list-style-type: none"> • Polished Aluminum • Matte Black 	<ul style="list-style-type: none"> • Glides for Soft Floor • Glides for Hard Floor 	<ul style="list-style-type: none"> • COM/COL • Fabric • Vinyl • Leather






WIRE FRAME BAR STOOLS (NON-STACKABLE)

Cempa offers attractive, flexible solutions to meet the needs of today's corporate and institutional markets. At the center of Cempa ancillary seating is its simple, sculpted seat shell inspired by the smooth contour of a petal.

Model	Overall Dimensions	Yardage / Square Feet	Weight (lbs)	COM / A	B	COL / C	D	E	F	G	H	I	LTH / J
FI75900BSWF	20W x 17D x 18H		17	\$958									
FI75910BSWF 	20W x 17D x 18H	0.61 / 11	17	\$1,048	1,064	1,097	1,131	1,164	1,197	1,230	1,263	1,297	1,330




● Standard Feature | N/A Not Available | ▲ Optional Feature | E Extended Lead Time

	FI75900BSWF	FI75910BSWF
	Low Back, Wire Sled Bar Stool	Low Back, Wire Sled Bar Stool
Standard Features		
Armless	●	●
Wood shell - Oak	●	●
Seat pad	N/A	●
Glides for soft floor	●	●
Optional Features		
Wood shell, Walnut	▲ E	▲ E
Glides for hard floor	▲	▲
Cal 133 fire code; Add 20% to Grade A	▲	▲

Key Specifications to Order				
 Shell Option <ul style="list-style-type: none"> • Hard Shell Only • Hard Shell w/ Seat Pad 	 Hard Shell Finish <ul style="list-style-type: none"> • Oak • Walnut 	 Frame <ul style="list-style-type: none"> • Chrome • Matte Black 	 Glides <ul style="list-style-type: none"> • Glides for Soft Floor • Glides for Hard Floor 	 Upholstery <ul style="list-style-type: none"> • COM/COL • Fabric • Vinyl • Leather

WIRE SLED BAR STOOLS (NON-STACKABLE)

Cempa offers attractive, flexible solutions to meet the needs of today's corporate and institutional markets. At the center of Cempa ancillary seating is its simple, sculpted seat shell inspired by the smooth contour of a petal.

Model	Overall Dimensions	Yardage / Square Feet	Weight (lbs)	COM / A	B	COL / C	D	E	F	G	H	I	LTH / J
FI7510BSWF 	20W x 17D x 18H		14	\$668									
FI7511BSWF	20W x 17D x 18H	0.61 / 11	15	\$756	774	808	842	877	911	945	979	1,014	1,048
FI7512BSWF 	20W x 17D x 18H	1.11 / 20	17	\$1,003	1,034	1,096	1,158	1,220	1,282	1,344	1,407	1,469	1,531
FI7520BSWF	20W x 17D x 18H		15	\$958									
FI7521BSWF 	20W x 17D x 18H	0.59 / 11	17	\$1,048	1,064	1,097	1,131	1,164	1,197	1,230	1,263	1,297	1,330

● Standard Feature | N/A Not Available | ▲ Optional Feature | E Extended Lead Time

	FI7510BSWF	FI7511BSWF	FI7512BSWF	FI7520BSWF	FI7521BSWF
	Wire Sled, Bar Stool	Wire Sled, Bar Stool	Wire Sled, Bar Stool	Wire Sled, Bar Stool	Wire Sled, Bar Stool
Standard Features					
Armless	●	●	●	●	●
Black or white poly shell	●	●	●	N/A	N/A
Color poly shell	● E	● E	N/A	N/A	N/A
Fully upholstered shell	N/A	N/A	●	N/A	N/A
Seat pad	N/A	●	N/A	N/A	●
Wood shell, Oak	N/A	N/A	N/A	●	●
Glides for soft floor	●	●	●	●	●
Optional Features					
Wood shell, Walnut	N/A	N/A	N/A	▲ E	▲ E
MicroSilver antimicrobial white	▲ E	\$130	▲ E	\$130	N/A
Horizontal stitching	N/A	N/A	N/A	▲	\$70
Glides for hard floor	▲	\$40	▲	\$40	▲
Cal 133 fire code; Add 20% to Grade A	▲	20%	▲	20%	▲

Key Specifications to Order

Shell Option	Hard Shell Finish	Frame	Glides	Upholstery
<ul style="list-style-type: none"> • Hard Shell Only • Hard Shell w/ Seat Pad • Fully Upholstered 	<ul style="list-style-type: none"> • Oak • Walnut • MicroSilver • Polar White • Graphite Black • Iron Grey • Misty Grey • Natural Silk • Aegean Blue • Slate Blue • Baby Bamboo • Terra Cotta • Marigold • Carmine Red 	<ul style="list-style-type: none"> • Chrome • Matte Black 	<ul style="list-style-type: none"> • Glides for Soft Floor • Glides for Hard Floor 	<ul style="list-style-type: none"> • COM/COL • Fabric • Vinyl • Leather

WIRE SLED CHAIRS WITH INTEGRATED Z-ARM (GANGABLE AND STACKABLE)







Cempa offers attractive, flexible solutions to meet the needs of today's corporate and institutional markets. At the center of Cempa ancillary seating is its simple, sculpted seat shell inspired by the smooth contour of a petal.

Model	Overall Dimensions	Yardage / Square Feet	Weight (lbs)	COM / A	B	COL / C	D	E	F	G	H	I	LTH / J
FI75100WFZA 	20W x 17D x 18H		15	\$572									
FI75110WFZA	20W x 17D x 18H	0.61 / 11	18	\$661	678	713	747	781	816	850	884	918	953
FI75120WFZA	20W x 17D x 18H	1.11 / 20	19	\$907	938	999	1,061	1,122	1,184	1,245	1,308	1,369	1,431
FI75200WFZA	20W x 17D x 18H		15	\$862									
FI75210WFZA	20W x 17D x 18H	0.59 / 11	18	\$952	969	1,003	1,036	1,070	1,103	1,136	1,171	1,204	1,237

● Standard Feature | N/A Not Available | ▲ Optional Feature | E Extended Lead Time


	FI75100WFZA	FI75110WFZA	FI75120WFZA	FI75200WFZA	FI75210WFZA
	Wire Sled, Integrated Z Arm	Wire Sled, Integrated Z Arm	Wire Sled, Integrated Z Arm	Wire Sled, Integrated Z Arm	Wire Sled, Integrated Z Arm
Standard Features					
Integrated Z arms	●	●	●	●	●
Stackable frame	●	●	●	●	●
Black or white poly shell	●	●	●	N/A	N/A
Color poly shell	● E	● E	N/A	N/A	N/A
Fully upholstered shell	N/A	N/A	●	N/A	N/A
Seat pad	N/A	●	N/A	N/A	●
Wood shell, Oak	N/A	N/A	N/A	●	●
Glides for soft floor	●	●	●	●	●
Optional Features					
Arms - polished or matte black	▲ \$224	▲ \$224	▲ \$224	▲ \$224	▲ \$224
Mobile stacking cart, FI0036-200	▲ E \$1,065	▲ E \$1,065	▲ E \$1,065	▲ E \$1,065	▲ E \$1,065
Wood shell, Walnut	N/A N/A	N/A N/A	N/A N/A	▲ E \$90	▲ E \$90
MicroSilver antimicrobial white	▲ E \$130	▲ E \$130	N/A N/A	N/A N/A	N/A N/A
Horizontal stitching	N/A N/A	N/A N/A	▲ \$70	N/A N/A	N/A N/A
Glides for hard floor	▲ \$40	▲ \$40	▲ \$40	▲ \$40	▲ \$40
Cal 133 fire code; Add 20% to Grade A	▲ 20%	▲ 20%	▲ 20%	▲ 20%	▲ 20%

Key Specifications to Order

 Shell Option	 Hard Shell Finish	 Frame	 Arms	 Glides	 Upholstery
<ul style="list-style-type: none"> • Hard Shell Only • Hard Shell w/ Seat Pad • Fully Upholstered 	<ul style="list-style-type: none"> • Oak • Walnut • MicroSilver • Polar White • Graphite Black • Iron Grey • Misty Grey • Natural Silk • Aegean Blue • Slate Blue • Baby Bamboo • Terra Cotta • Marigold • Carmine Red 	<ul style="list-style-type: none"> • Chrome • Matte Black 	<ul style="list-style-type: none"> • Polished Aluminum • Matte Black 	<ul style="list-style-type: none"> • Glides for Soft Floor • Glides for Hard Floor 	<ul style="list-style-type: none"> • COM/COL • Fabric • Vinyl • Leather

WIRE SLED CHAIRS WITH NO ARMS (GANGABLE AND STACKABLE)

Cempa offers attractive, flexible solutions to meet the needs of today's corporate and institutional markets. At the center of Cempa ancillary seating is its simple, sculpted seat shell inspired by the smooth contour of a petal.

Model	Overall Dimensions	Yardage / Square Feet	Weight (lbs)	COM / A	B	COL / C	D	E	F	G	H	I	LTH / J
FI75100WF 	20W x 17D x 18H		14	\$444									
FI75110WF	20W x 17D x 18H	0.61 / 11	17	\$533	550	584	619	653	687	721	756	790	824
FI75120WF	20W x 17D x 18H	1.11 / 20	21	\$779	810	872	934	997	1,059	1,121	1,183	1,245	1,307
FI75200WF	20W x 17D x 18H		14	\$734									
FI75210WF	20W x 17D x 18H	0.59 / 11	17	\$824	841	874	907	940	973	1,007	1,040	1,073	1,106

● Standard Feature | N/A Not Available | ▲ Optional Feature | E Extended Lead Time

	FI75100WF	FI75110WF	FI75120WF	FI75200WF	FI75210WF			
	Wire Sled	Wire Sled	Wire Sled	Wire Sled	Wire Sled			
Standard Features								
Armless	●	●	●	●	●			
Black or white poly shell	●	●	●	N/A	N/A			
Color poly shell	● E	● E	N/A	N/A	N/A			
Fully upholstered shell	N/A	N/A	●	N/A	N/A			
Seat pad	N/A	●	N/A	N/A	●			
Wood shell , Oak	N/A	N/A	N/A	●	●			
Glides for soft floor	●	●	●	●	●			
Optional Features								
Mobile stacking cart, FI0036-200	▲ E	\$1,065	▲ E	\$1,065	▲ E	\$1,065		
Wood shell, Walnut	N/A	N/A	N/A	N/A	▲ E	\$90	▲ E	\$90
MicroSilver antimicrobial white	▲ E	\$130	▲ E	\$130	N/A	N/A	N/A	N/A
Horizontal stitching	N/A	N/A	N/A	N/A	▲	\$70	N/A	N/A
Glides for hard floor	▲	\$40	▲	\$40	▲	\$40	▲	\$40
Cal 133 fire code; Add 20% to Grade A	▲	20%	▲	20%	▲	20%	▲	20%

Key Specifications to Order



Shell Option	Hard Shell Finish	Frame	Glides	Upholstery
<ul style="list-style-type: none"> • Hard Shell Only • Hard Shell w/ Seat Pad • Fully Upholstered 	<ul style="list-style-type: none"> • Oak • Walnut • MicroSilver • Polar White • Graphite Black • Iron Grey • Misty Grey 	<ul style="list-style-type: none"> • Natural Silk • Aegean Blue • Slate Blue • Baby Bamboo • Terra Cotta • Marigold • Carmine Red 	<ul style="list-style-type: none"> • Chrome • Matte Black 	<ul style="list-style-type: none"> • Glides for Soft Floor • Glides for Hard Floor
				<ul style="list-style-type: none"> • COM/COL • Fabric • Vinyl • Leather

CITY CLUB

DAUPHIN

CLUB CHAIR

City Club is an updated version of a classic chair. Comfortable and stylish, this chair delivers a strong presence and is an excellent choice to grace your dynamic spaces.

Model	Overall Dimensions	Yardage / Square Feet	Weight (lbs)	COM / A	B	COL / C	D	E	F	G	H	I	LTH / J
CC0010 	28W x 29D x 17H	4.0 / 72	40	\$1,448	1,560	1,784	2,008	2,232	2,456	2,680	2,904	3,128	3,352
CC0020 	57W x 29D x 17H	6.51 / 118	55	\$2,789	2,972	3,336	3,700	4,065	4,429	4,794	5,158	5,523	5,887
CC0030	77W x 29D x 17H	8.0 / 144	68	\$3,908	4,132	4,580	5,028	5,476	5,924	6,372	6,820	7,268	7,716

● Standard Feature | N/A Not Available | ▲ Optional Feature | E Extended Lead Time

	CC0010	CC0020	CC0030
	Lounge Chair	Two Seat Sofa	Three Seat Sofa
Standard Features			
Slanted arm design	●	●	●
Round polished aluminum legs	●	●	●
Optional Features			
Round matte black aluminum legs	▲ \$0	▲ \$0	▲ \$0
Cone shaped wood legs	▲ \$86	▲ \$86	▲ \$86
Casters at rear	▲ \$128	N/A	N/A
Swivel base	▲ \$285	N/A	N/A
Writing tablet	▲ \$352	▲ \$352	▲ \$352
Contrasting seat fabric	▲ \$140	▲ \$140	▲ \$140
Cal 133 fire code; Add 20% to Grade A	▲ 20%	▲ 20%	▲ 20%

Key Specifications to Order

Seats	Legs	Upholstery Style	Upholstery	Options
<ul style="list-style-type: none"> • Single Seat • Two Seater • Three Seater 	<ul style="list-style-type: none"> • Round Polished Aluminum Legs • Round Matte Black Aluminum Legs • Cone Shaped Wood Legs • Casters at Rear • Swivel Base 	<ul style="list-style-type: none"> • Single • Two-tone 	<ul style="list-style-type: none"> • COM/COL • Fabric • Vinyl • Leather 	<ul style="list-style-type: none"> • Writing Tablet

CLEAN ROOM



CLEAN ROOM/ESD CHAIRS AND STOOLS

Model	Overall Dimensions	Yardage / Square Feet	Weight (lbs)	COM / A	B	COL / C	D	E	F	G	H	I	LTH / J
SP1361	18W x 18D x 16-21H		35	\$905									
SP1366-660	18W x 18D x 19-26H		40	\$1,039									
SP1368-680	18W x 18D x 23-32H		42	\$1,061									
SP1331	18W x 18D x 16-21H		39	\$1,051									
SP1338-660	18W x 18D x 19-26H		43	\$1,184									
SP1338-680	18W x 18D x 23-32H		45	\$1,207									

● Standard Feature | N/A Not Available | ▲ Optional Feature | E Extended Lead Time

	SP1361	SP1366-660	SP1368-680	SP1331	SP1338-660	SP1338-680
	Desk Chair	Counter Height Stool	Bar Height Stool	Desk Chair	Counter Height Stool	Bar Height Stool
Standard Features						
Height Adjustable Back	●	●	●	●	●	●
20" diameter polished footring	N/A	●	●	N/A	●	●
Black nylon 5 star base	●	●	●	N/A	N/A	N/A
Polished 5 star aluminum base	N/A	N/A	N/A	●	●	●
Casters for hard floor	●	●	●	●	●	●
Optional Features						
DA27WA Arms	▲ \$156	▲ \$156	▲ \$156	▲ \$156	▲ \$156	▲ \$156
DA241WA Arms	▲ \$213	▲ \$213	▲ \$213	▲ \$213	▲ \$213	▲ \$213
Glides for soft floor	▲ \$22	▲ \$22	▲ \$22	▲ \$22	▲ \$22	▲ \$22
Glides for hard floor	▲ \$50	▲ \$50	▲ \$50	▲ \$50	▲ \$50	▲ \$50

Key Specifications to Order



5 Star Base Finish <ul style="list-style-type: none"> • Black nylon • Polished 	Casters or Glides <ul style="list-style-type: none"> • Casters for Hard Floor • Glides for Soft Floor • Glides for Hard Floor 	Arms <ul style="list-style-type: none"> • DA27WA Arms • DA241WA Arms 	Upholstery <ul style="list-style-type: none"> • Vinyl • Black ESD Vinyl
---	---	---	--

CUBITT

DAUPHIN

BENCHES WITH TABLES





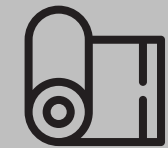

Cubitt delivers a strong presence to all of your Dynamic Spaces. With its sleek, square lines and standard polished metal rectangular legs, this sturdy chair is an optimal addition when you know in a pinch that the strong arms will also be utilized for seating.

Model	Overall Dimensions	Yardage / Square Feet	Weight (lbs)	COM / A	B	COL / C	D	E	F	G	H	I	LTH / J
CU18360/61/CST 		4.4 / 80		\$2,253	2,377	2,623	2,870	3,116	3,363	3,609	3,856	4,102	4,349
CU18360/61/GLS 		4.4 / 80		\$2,644	2,767	3,014	3,260	3,507	3,753	4,000	4,246	4,493	4,739
CU18360/61/GRN		4.4 / 80		\$4,154	4,277	4,524	4,770	5,017	5,263	5,510	5,756	6,003	6,249

● Standard Feature | N/A Not Available | ▲ Optional Feature | E Extended Lead Time

	CU18360/61/CST	CU18360/61/GLS	CU18360/61/GRN
	Two Seat Bench & Customer's own Table Top	Two Seat Bench & Glass Table Top	Two Seat Bench & Granite Table Top
Standard Features			
Rectangular polished metal legs	●	●	●
Fixed cushions	●	●	●
Optional Features			
Round polished aluminum legs	▲ \$50	▲ \$50	▲ \$50
Round matte black aluminum legs	▲ \$50	▲ \$50	▲ \$50
Cone shaped wood legs	▲ \$50	▲ \$50	▲ \$50
Angle shaped wood legs	▲ \$50	▲ \$50	▲ \$50
Ganging connector set	▲ \$106	▲ \$106	▲ \$106
Cal 133 fire code; Add 20% to Grade A	▲ 20%	▲ 20%	▲ 20%

Key Specifications to Order







 Style	 Seats	 Legs	 Cushions	 Upholstery	 Options
<ul style="list-style-type: none"> Bench with table 	<ul style="list-style-type: none"> Two seat with table 	<ul style="list-style-type: none"> Rectangular Polished Metal Legs Round Polished Aluminum Legs Round Matte Black Aluminum Legs Cone Shaped Wood Legs Angle Shaped Wood Legs Square Silver Steel Legs 	<ul style="list-style-type: none"> Fixed 	<ul style="list-style-type: none"> COM/COL Fabric Vinyl Leather 	<ul style="list-style-type: none"> Ganging Connectors

CUBITT

DAUPHIN

LOUNGE CHAIR, SOFAS, AND BENCHES

Cubitt delivers a strong presence to all of your Dynamic Spaces. With its sleek, square lines and standard polished metal rectangular legs, this sturdy chair is an optimal addition when you know in a pinch that the strong arms will also be utilized for seating.

Model	Overall Dimensions	Yardage / Square Feet	Weight (lbs)	COM / A	B	COL / C	D	E	F	G	H	I	LTH / J
CU18001 	31 W x 29 D	5.49 / 99	187	\$2,175	2,329	2,637	2,944	3,252	3,560	3,867	4,175	4,482	4,790
CU18002 	53 W x 29 D	6.76 / 122	309	\$3,405	3,594	3,972	4,351	4,729	5,107	5,486	5,864	6,242	6,621
CU18003 	74 W x 29 D	8.5 / 153	364	\$4,579	4,816	5,292	5,768	6,244	6,720	7,196	7,672	8,148	8,623
CU18160 	21 W x 21 D	1.21 / 22	68	\$1,168	1,202	1,270	1,337	1,405	1,472	1,540	1,607	1,675	1,742
CU18260 	42 W x 21 D	2.58 / 47	123	\$1,706	1,778	1,923	2,067	2,212	2,357	2,501	2,646	2,791	2,935
CU18360 	63 W x 21 D	4.4 / 80	187	\$2,253	2,377	2,623	2,870	3,116	3,363	3,609	3,856	4,102	4,349

● Standard Feature | N/A Not Available | ▲ Optional Feature | E Extended Lead Time

	CU18001	CU18002	CU18003	CU18160	CU18260	CU18360
	Lounge Chair	Two Seat Sofa	Three Seat Sofa	Ottoman	Two Seat Bench	Three Seat Bench
Standard Features						
Rectangular polished metal legs	●	●	●	●	●	●
Loose cushions	●	●	●	N/A	N/A	N/A
Fixed cushions	N/A	N/A	N/A	●	●	●
Optional Features						
Integrated polished cup holder	▲ \$95	▲ \$95	▲ \$95	N/A	N/A	N/A
Single seat, fixed cushion	▲ \$67	N/A	N/A	N/A	N/A	N/A
Two seat, fixed cushions	N/A	▲ \$83	N/A	N/A	N/A	N/A
Three seat, fixed cushions	N/A	N/A	▲ \$106	N/A	N/A	N/A
Square stitch upholstery	▲ \$134	▲ \$134	▲ \$134	N/A	N/A	N/A
Contrasting seat fabric	▲ \$140	▲ \$140	▲ \$140	N/A	N/A	N/A
Round polished aluminum legs	▲ \$50	▲ \$50	▲ \$50	▲ \$50	▲ \$50	▲ \$50
Round matte black aluminum legs	▲ \$50	▲ \$50	▲ \$50	▲ \$50	▲ \$50	▲ \$50
Cone shaped wood legs	▲ \$50	▲ \$50	▲ \$50	▲ \$50	▲ \$50	▲ \$50
Angle shaped wood legs	▲ \$50	▲ \$50	▲ \$50	▲ \$50	▲ \$50	▲ \$50
Casters	▲ \$106	N/A	N/A	N/A	N/A	N/A
Ganging connector set	▲ \$106	▲ \$106	▲ \$106	▲ \$106	▲ \$106	▲ \$106
Cal 133 fire code; Add 20% to Grade A	▲ 20%	▲ 20%	▲ 20%	▲ 20%	▲ 20%	▲ 20%

Key Specifications to Order

Style	Seats	Legs	Cushions	Upholstery	Options
<ul style="list-style-type: none"> • Sofa • Bench • Ottoman 	<ul style="list-style-type: none"> • Single Seat • Two Seater • Three Seater 	<ul style="list-style-type: none"> • Rectangular Polished Metal Legs • Round Polished Aluminum Legs • Round Matte Black Aluminum Legs • Cone Shaped Wood Legs • Angle Shaped Wood Legs • Square Silver Steel Legs 	<ul style="list-style-type: none"> • Loose • Fixed 	<ul style="list-style-type: none"> • COM/COL • Fabric • Vinyl • Leather 	<ul style="list-style-type: none"> • Cup Holder • Square Stitch • Ganging Connectors

CUBITT

DAUPHIN

LOUNGE TABLES

Cubitt delivers a strong presence to all of your Dynamic Spaces. With its sleek, square lines and standard polished metal rectangular legs, this sturdy chair is an optimal addition when you know in a pinch that the strong arms will also be utilized for seating.

Model	Overall Dimensions	Yardage / Square Feet	Weight (lbs)	COM / A	B	COL / C	D	E	F	G	H	I	LTH / J
CU18161/CST	21W x 21 D	1.21 / 22		\$1,168	1,202	1,270	1,337	1,405	1,472	1,540	1,607	1,675	1,742
CU18161/GLS	21W x 21 D	1.21 / 22		\$1,560	1,594	1,661	1,729	1,796	1,864	1,931	1,999	2,066	2,134
CU18161/GRN	21W x 21 D	1.19 / 22		\$3,070	3,103	3,170	3,236	3,302	3,369	3,435	3,502	3,568	3,635
CU18261/CST	42W x 21 D	2.58 / 47		\$1,706	1,778	1,923	2,067	2,212	2,357	2,501	2,646	2,791	2,935
CU18261/GLS	42W x 21 D	2.58 / 47		\$2,376	2,449	2,594	2,738	2,883	3,028	3,172	3,317	3,462	3,606
CU18261/GRN	42W x 21 D	2.6 / 47		\$3,606	3,679	3,825	3,970	4,116	4,262	4,408	4,553	4,699	4,845

● Standard Feature | N/A Not Available | ▲ Optional Feature | E Extended Lead Time

	CU18161/CST	CU18161/GLS	CU18161/GRN	CU18261/CST	CU18261/GLS	CU18261/GRN
	Square Table with Customer's own Table Top	Square Table with Glass Top	Square Table with Granite Top	Rectangular Table with Customer's own Table Top	Rectangular Table with Glass Top	Rectangular Table with Granite Top
Standard Features						
Rectangular polished metal legs	●	●	●	●	●	●
Optional Features						
Round polished aluminum legs	▲ \$50	▲ \$50	▲ \$50	▲ \$50	▲ \$50	▲ \$50
Round matte black aluminum legs	▲ \$50	▲ \$50	▲ \$50	▲ \$50	▲ \$50	▲ \$50
Cone shaped wood legs	▲ \$50	▲ \$50	▲ \$50	▲ \$50	▲ \$50	▲ \$50
Angle shaped wood legs	▲ \$50	▲ \$50	▲ \$50	▲ \$50	▲ \$50	▲ \$50
Cal 133 fire code; Add 20% to Grade A	▲ 20%	▲ 20%	▲ 20%	▲ 20%	▲ 20%	▲ 20%

Key Specifications to Order




Style	Legs	Upholstery	Options
<ul style="list-style-type: none"> Table 	<ul style="list-style-type: none"> Rectangular Polished Metal Legs Round Polished Aluminum Legs Round Matte Black Aluminum Legs Cone Shaped Wood Legs Angle Shaped Wood Legs Square Silver Steel Legs 	<ul style="list-style-type: none"> COM/COL Fabric Vinyl Leather 	<ul style="list-style-type: none"> Customer Own Top Glass Top Granite Top

DESTINO

DAUPHIN



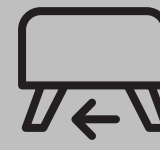

LOUNGE CHAIR AND SOFAS

With Destino, timeless design and an eye to detail meet the finest materials and outstanding comfort. Striking and inviting, Dauphin's Destino lounge collection makes a statement in any lobby or office.

Model	Overall Dimensions	Yardage / Square Feet	Weight (lbs)	COM / A	B	COL / C	D	E	F	G	H	I	LTH / J
DE082 	31 W x 28 D	3.77 / 68	68	\$2,368	2,474	2,685	2,896	3,107	3,318	3,529	3,740	3,952	4,163
DE088 	57 W x 28 D	5.82 / 105	88	\$3,743	3,906	4,232	4,558	4,883	5,209	5,535	5,861	6,187	6,512
DE089 	77 W x 28 D	6.62 / 120	108	\$5,055	5,241	5,612	5,983	6,353	6,724	7,095	7,466	7,837	8,208

● Standard Feature | N/A Not Available | ▲ Optional Feature | E Extended Lead Time

	DE082	DE088	DE089
	Lounge Chair	Two Seat Sofa	Three Seat Sofa
Standard Features			
Buttons, matching upholstery	●	●	●
Die cast legs, Matte black aluminum	●	●	●
Optional Features			
No buttons	▲	\$-	▲
Buttons, contrasting fabric	▲	\$54	▲
Die cast legs, Polished aluminum	▲ E	\$107	▲ E
Cal 133 fire code; Add 20% to Grade A	▲	20%	▲

Key Specifications to Order			
 Seats <ul style="list-style-type: none"> • Single Seat • Two Seater • Three Seater 	 Buttons <ul style="list-style-type: none"> • No Buttons • Matching • Contrasting 	 Legs <ul style="list-style-type: none"> • Polished Aluminum • Matte Black Aluminum 	 Upholstery <ul style="list-style-type: none"> • COM/COL • Fabric • Vinyl • Leather

4 POST STACKABLE BAR STOOLS (POLYURETHANE SEAT AND BACK)

Eddy's rugged construction and great versatility makes it suitable for use in high traffic areas such as dining/cafeteria, recreation, or training rooms in businesses as well as colleges and universities.

Model	Overall Dimensions	Yardage / Square Feet	Weight (lbs)	COM / A	B	COL / C	D	E	F	G	H	I	LTH / J
ED4300	20W x 18.5D x 17H		64	\$507									
ED4302	23W x 18.5D x 17H		75	\$569									
ED4300-000	20W x 18.5D x 17H		64	\$642									
ED4302-000	23W x 18.5D x 17H		75	\$703									

● Standard Feature | N/A Not Available | ▲ Optional Feature | E Extended Lead Time

	ED4300	ED4302	ED4300-000	ED4302-000
	4 Post, Bar Height Stool	4 Post, Bar Height Stool	4 Post, Bar Height Stool	4 Post, Bar Height Stool
Standard Features				
Armless	●	N/A	●	N/A
Arms	N/A	●	N/A	●
Poly shell	●	●	●	●
Glides for soft floor	●	●	●	●
Optional Features				
Mobile stacking cart, FR0348	▲ \$392	▲ \$392	▲ \$392	▲ \$392
Stackable Writing Tablet	▲ \$241	▲ \$241	▲ \$241	▲ \$241
Large Writing Tablet	▲ \$241	▲ \$241	▲ \$241	▲ \$241
Glides for hard floor	▲ \$40	▲ \$40	▲ \$40	▲ \$40

Key Specifications to Order

Hard Shell Finish	Frame	Arms	Glides
<ul style="list-style-type: none"> • Beige • Black • Blue • Grey • Red • White 	<ul style="list-style-type: none"> • Chrome • Matte Black 	<ul style="list-style-type: none"> • Black Poly 	<ul style="list-style-type: none"> • Glides for Soft Floor • Glides for Hard Floor

4 POST STACKABLE BAR STOOLS (UPHOLSTERED SEAT AND BACK)

Eddy's rugged construction and great versatility makes it suitable for use in high traffic areas such as dining/cafeteria, recreation, or training rooms in businesses as well as colleges and universities.

Model	Overall Dimensions	Yardage / Square Feet	Weight (lbs)	COM / A	B	COL / C	D	E	F	G	H	I	LTH / J
ED4320	20W x 18.5D x 17H	.9 / 17	71	\$675	700	751	801	851	902	952	1,003	1,053	1,103
ED4322	23W x 18.5D x 17H	.9 / 17	82	\$737	762	813	863	914	964	1,014	1,065	1,115	1,165
ED4320-000	20W x 18.5D x 17H	.9 / 17	73	\$810	835	886	936	986	1,037	1,087	1,137	1,188	1,238
ED4322-000	23W x 18.5D x 17H	.9 / 17	84	\$871	896	947	997	1,047	1,098	1,148	1,198	1,249	1,299

● Standard Feature | N/A Not Available | ▲ Optional Feature | E Extended Lead Time

	ED4320	ED4322	ED4320-000	ED4322-000
	4 Post, Bar Height Stool	4 Post, Bar Height Stool	4 Post, Bar Height Stool	4 Post, Bar Height Stool
Standard Features				
Armless	●	N/A	●	N/A
Arms	N/A	●	N/A	●
Poly shell	●	●	●	●
Upholstered seat pad	●	●	●	●
Upholstered back pad	●	●	●	●
Glides for soft floor	●	●	●	●
Optional Features				
Mobile stacking cart, FR0348	▲ \$392	▲ \$392	▲ \$392	▲ \$392
Stackable Writing Tablet	▲ \$241	▲ \$241	▲ \$241	▲ \$241
Large Writing Tablet	▲ \$241	▲ \$241	▲ \$241	▲ \$241
Glides for hard floor	▲ \$40	▲ \$40	▲ \$40	▲ \$40

Key Specifications to Order

Hard Shell Finish	Frame	Arms	Glides	Upholstery
<ul style="list-style-type: none"> • Beige • Black • Blue • Grey • Red • White 	<ul style="list-style-type: none"> • Chrome • Matte Black 	<ul style="list-style-type: none"> • Black Poly 	<ul style="list-style-type: none"> • Glides for Soft Floor • Glides for Hard Floor 	<ul style="list-style-type: none"> • COM/COL • Fabric • Vinyl • Leather

4 POST STACKABLE BAR STOOLS (UPHOLSTERED SEAT AND POLYURETHANE BACK)

Eddy's rugged construction and great versatility makes it suitable for use in high traffic areas such as dining/cafeteria, recreation, or training rooms in businesses as well as colleges and universities.

Model	Overall Dimensions	Yardage / Square Feet	Weight (lbs)	COM / A	B	COL / C	D	E	F	G	H	I	LTH / J
ED4310	20W x 18.5D x 17H	0.59 / 11	68	\$597	614	649	683	717	751	786	820	854	889
ED4312	23W x 18.5D x 17H	0.59 / 11	79	\$659	676	709	742	775	809	842	875	908	942
ED4310-000	20W x 18.5D x 17H	0.59 / 11	71	\$731	747	781	814	847	880	914	947	980	1,013
ED4312-000	23W x 18.5D x 17H	0.59 / 11	82	\$793	809	843	876	909	942	976	1,009	1,042	1,075

● Standard Feature | N/A Not Available | ▲ Optional Feature | E Extended Lead Time

	ED4310	ED4312	ED4310-000	ED4312-000
	4 Post, Bar Height Stool	4 Post, Bar Height Stool	4 Post, Bar Height Stool	4 Post, Bar Height Stool
Standard Features				
Armless	●	N/A	●	N/A
Arms	N/A	●	N/A	●
Poly shell	●	●	●	●
Upholstered seat pad	●	●	●	●
Upholstered back pad	N/A	N/A	N/A	N/A
Glides for soft floor	●	●	●	●
Optional Features				
Mobile stacking cart, FR0348	▲ \$392	▲ \$392	▲ \$392	▲ \$392
Stackable Writing Tablet	▲ \$241	▲ \$241	▲ \$241	▲ \$241
Large Writing Tablet	▲ \$241	▲ \$241	▲ \$241	▲ \$241
Glides for hard floor	▲ \$40	▲ \$40	▲ \$40	▲ \$40

Key Specifications to Order

Hard Shell Finish	Frame	Arms	Glides	Upholstery
<ul style="list-style-type: none"> • Beige • Black • Blue • Grey • Red • White 	<ul style="list-style-type: none"> • Chrome • Matte Black 	<ul style="list-style-type: none"> • Black Poly 	<ul style="list-style-type: none"> • Glides for Soft Floor • Glides for Hard Floor 	<ul style="list-style-type: none"> • COM/COL • Fabric • Vinyl • Leather

4 POST STACKABLE COUNTER STOOLS (POLYURETHANE SEAT AND BACK)

Eddy's rugged construction and great versatility makes it suitable for use in high traffic areas such as dining/cafeteria, recreation, or training rooms in businesses as well as colleges and universities.

Model	Overall Dimensions	Yardage / Square Feet	Weight (lbs)	COM / A	B	COL / C	D	E	F	G	H	I	LTH / J
ED4300CS	20W x 18.5D x 17H		64	\$530									
ED4302CS	23W x 18.5D x 17H		66	\$592									
ED4300-000CS	20W x 18.5D x 17H		73	\$664									
ED4302-000CS	23W x 18.5D x 17H		84	\$725									

● Standard Feature | N/A Not Available | ▲ Optional Feature | E Extended Lead Time

	ED4300CS	ED4302CS	ED4300-000CS	ED4302-000CS
	4 Post, Counter Height Stool	4 Post, Counter Height Stool	4 Post, Counter Height Stool	4 Post, Counter Height Stool
Standard Features				
Armless	●	N/A	●	N/A
Arms	N/A	●	N/A	●
Poly shell	●	●	●	●
Glides for soft floor	●	●	●	●
Optional Features				
Mobile stacking cart, FR0348	▲ \$392	▲ \$392	▲ \$392	▲ \$392
Stackable Writing Tablet	▲ \$241	▲ \$241	▲ \$241	▲ \$241
Large Writing Tablet	▲ \$241	▲ \$241	▲ \$241	▲ \$241
Glides for hard floor	▲ \$40	▲ \$40	▲ \$40	▲ \$40

Key Specifications to Order

Hard Shell Finish	Frame	Arms	Glides
<ul style="list-style-type: none"> • Beige • Black • Blue • Grey • Red • White 	<ul style="list-style-type: none"> • Chrome • Matte Black 	<ul style="list-style-type: none"> • Black Poly 	<ul style="list-style-type: none"> • Glides for Soft Floor • Glides for Hard Floor

4 POST STACKABLE COUNTER STOOLS (UPHOLSTERED SEAT AND BACK)

Eddy's rugged construction and great versatility makes it suitable for use in high traffic areas such as dining/cafeteria, recreation, or training rooms in businesses as well as colleges and universities.

Model	Overall Dimensions	Yardage / Square Feet	Weight (lbs)	COM / A	B	COL / C	D	E	F	G	H	I	LTH / J
ED4320CS	20W x 18.5D x 17H	.9 / 17	73	\$698	723	773	824	874	924	975	1,025	1,075	1,126
ED4322CS	23W x 18.5D x 17H	.9 / 17	84	\$760	785	835	886	936	986	1,037	1,087	1,137	1,188
ED4320-000CS	20W x 18.5D x 17H	.9 / 17	66	\$831	857	907	957	1,008	1,058	1,108	1,159	1,209	1,260
ED4322-000CS	23W x 18.5D x 17H	.9 / 17	77	\$893	919	969	1,019	1,070	1,120	1,171	1,221	1,271	1,322

● Standard Feature | N/A Not Available | ▲ Optional Feature | E Extended Lead Time

	ED4320CS	ED4322CS	ED4320-000CS	ED4322-000CS
	4 Post, Counter Height Stool	4 Post, Counter Height Stool	4 Post, Counter Height Stool	4 Post, Counter Height Stool
Standard Features				
Armless	●	N/A	●	N/A
Arms	N/A	●	N/A	●
Poly shell	●	●	●	●
Upholstered seat pad	●	●	●	●
Upholstered back pad	●	●	●	●
Glides for soft floor	●	●	●	●
Optional Features				
Mobile stacking cart, FR0348	▲ \$392	▲ \$392	▲ \$392	▲ \$392
Stackable Writing Tablet	▲ \$241	▲ \$241	▲ \$241	▲ \$241
Large Writing Tablet	▲ \$241	▲ \$241	▲ \$241	▲ \$241
Glides for hard floor	▲ \$40	▲ \$40	▲ \$40	▲ \$40

Key Specifications to Order

Hard Shell Finish	Frame	Arms	Glides	Upholstery
<ul style="list-style-type: none"> • Beige • Black • Blue • Grey • Red • White 	<ul style="list-style-type: none"> • Chrome • Matte Black 	<ul style="list-style-type: none"> • Black Poly 	<ul style="list-style-type: none"> • Glides for Soft Floor • Glides for Hard Floor 	<ul style="list-style-type: none"> • COM/COL • Fabric • Vinyl • Leather

4 POST STACKABLE COUNTER STOOLS (UPHOLSTERED SEAT AND POLYURETHANE BACK)

Eddy's rugged construction and great versatility makes it suitable for use in high traffic areas such as dining/cafeteria, recreation, or training rooms in businesses as well as colleges and universities.

Model	Overall Dimensions	Yardage / Square Feet	Weight (lbs)	COM / A	B	COL / C	D	E	F	G	H	I	LTH / J
ED4310CS	20W x 18.5D x 17H	0.59 / 11	66	\$620	636	669	703	736	769	802	835	869	902
ED4312CS	23W x 18.5D x 17H	0.59 / 11	77	\$681	697	730	764	797	830	863	896	930	963
ED4310-000CS	20W x 18.5D x 17H	0.59 / 11	73	\$753	770	805	839	873	908	942	976	1,011	1,045
ED4312-000CS	23W x 18.5D x 17H	0.59 / 11	84	\$815	832	865	898	932	965	998	1,031	1,065	1,098

● Standard Feature | N/A Not Available | ▲ Optional Feature | E Extended Lead Time

	ED4310CS	ED4312CS	ED4310-000CS	ED4312-000CS
	4 Post, Bar Height Stool	4 Post, Bar Height Stool	4 Post, Bar Height Stool	4 Post, Bar Height Stool
Standard Features				
Armless	●	N/A	●	N/A
Arms	N/A	●	N/A	●
Poly shell	●	●	●	●
Upholstered seat pad	●	●	●	●
Upholstered back pad	N/A	N/A	N/A	N/A
Glides for soft floor	●	●	●	●
Optional Features				
Mobile stacking cart, FR0348	▲ \$392	▲ \$392	▲ \$392	▲ \$392
Stackable Writing Tablet	▲ \$241	▲ \$241	▲ \$241	▲ \$241
Large Writing Tablet	▲ \$241	▲ \$241	▲ \$241	▲ \$241
Glides for hard floor	▲ \$40	▲ \$40	▲ \$40	▲ \$40

Key Specifications to Order

Hard Shell Finish	Frame	Arms	Glides	Upholstery
<ul style="list-style-type: none"> • Beige • Black • Blue • Grey • Red • White 	<ul style="list-style-type: none"> • Chrome • Matte Black 	<ul style="list-style-type: none"> • Black Poly 	<ul style="list-style-type: none"> • Glides for Soft Floor • Glides for Hard Floor 	<ul style="list-style-type: none"> • COM/COL • Fabric • Vinyl • Leather

4 POST STACKABLE CHAIRS WITH CASTERS (POLYURETHANE SEAT AND BACK)

Eddy's rugged construction and great versatility makes it suitable for use in high traffic areas such as dining/cafeteria, recreation, or training rooms in businesses as well as colleges and universities.

Model	Overall Dimensions	Yardage / Square Feet	Weight (lbs)	COM / A	B	COL / C	D	E	F	G	H	I	LTH / J
ED4070	20W x 18.5D x 17H		15	\$363									
ED4072	23W x 18.5D x 17H		16	\$424									
ED4070-000	20W x 18.5D x 17H		15	\$474									
ED4072-000	23W x 18.5D x 17H		16	\$536									

● Standard Feature | N/A Not Available | ▲ Optional Feature | E Extended Lead Time

	ED4070	ED4072	ED4070-000	ED4072-000
	4 Post, Stackable Chair	4 Post, Stackable Chair	4 Post, Stackable Chair	4 Post, Stackable Chair
Standard Features				
Armless	●	N/A	●	N/A
Arms	N/A	●	N/A	●
Poly shell	●	●	●	●
Casters for soft floor	●	●	●	●
Optional Features				
Mobile stacking cart, FR0348	▲ \$392	▲ \$392	▲ \$392	▲ \$392
Stackable Writing Tablet	▲ \$241	▲ \$241	▲ \$241	▲ \$241
Large Writing Tablet	▲ \$241	▲ \$241	▲ \$241	▲ \$241
Casters for hard floor	▲ \$40	▲ \$40	▲ \$40	▲ \$40

Key Specifications to Order

Hard Shell Finish	Frame	Arms	Casters
<ul style="list-style-type: none"> • Beige • Black • Blue • Grey • Red • White 	<ul style="list-style-type: none"> • Chrome • Matte Black 	<ul style="list-style-type: none"> • Black Poly 	<ul style="list-style-type: none"> • Casters for Soft Floor • Casters for Hard Floor

4 POST STACKABLE CHAIRS WITH CASTERS (UPHOLSTERED SEAT AND BACK)

Eddy's rugged construction and great versatility makes it suitable for use in high traffic areas such as dining/cafeteria, recreation, or training rooms in businesses as well as colleges and universities.

Model	Overall Dimensions	Yardage / Square Feet	Weight (lbs)	COM / A	B	COL / C	D	E	F	G	H	I	LTH / J
ED4090	20W x 18.5D x 17H	.9 / 17	17	\$530	555	605	656	706	756	807	857	907	958
ED4092	23W x 18.5D x 17H	.9 / 17	18	\$592	617	669	720	772	823	875	926	978	1,029
ED4090-000	20W x 18.5D x 17H	.9 / 17	17	\$642	667	718	768	818	869	919	969	1,020	1,070
ED4092-000	23W x 18.5D x 17H	.9 / 17	18	\$703	728	779	829	879	930	980	1,030	1,081	1,131

● Standard Feature | N/A Not Available | ▲ Optional Feature | E Extended Lead Time

	ED4090	ED4092	ED4090-000	ED4092-000
	4 Post, Stackable Chair	4 Post, Stackable Chair	4 Post, Stackable Chair	4 Post, Stackable Chair
Standard Features				
Armless	●	N/A	●	N/A
Arms	N/A	●	N/A	●
Poly shell	●	●	●	●
Upholstered seat pad	●	●	●	●
Upholstered back pad	●	●	●	●
Casters for soft floor	●	●	●	●
Optional Features				
Mobile stacking cart, FR0348	▲ \$392	▲ \$392	▲ \$392	▲ \$392
Stackable Writing Tablet	▲ \$241	▲ \$241	▲ \$241	▲ \$241
Large Writing Tablet	▲ \$241	▲ \$241	▲ \$241	▲ \$241
Casters for hard floor	▲ \$40	▲ \$40	▲ \$40	▲ \$40

Key Specifications to Order

Hard Shell Finish	Frame	Arms	Casters	Upholstery
<ul style="list-style-type: none"> • Beige • Black • Blue • Grey • Red • White 	<ul style="list-style-type: none"> • Chrome • Matte Black 	<ul style="list-style-type: none"> • Black Poly 	<ul style="list-style-type: none"> • Casters for Soft Floor • Casters for Hard Floor 	<ul style="list-style-type: none"> • COM/COL • Fabric • Vinyl • Leather

4 POST STACKABLE CHAIRS WITH CASTERS (UPHOLSTERED SEAT AND POLYURETHANE BACK)

Eddy's rugged construction and great versatility makes it suitable for use in high traffic areas such as dining/cafeteria, recreation, or training rooms in businesses as well as colleges and universities.

Model	Overall Dimensions	Yardage / Square Feet	Weight (lbs)	COM / A	B	COL / C	D	E	F	G	H	I	LTH / J
ED4080	20W x 18.5D x 17H	.61 / 11	16	\$452	469	503	537	572	606	640	674	709	743
ED4082	23W x 18.5D x 17H	.61 / 11	17	\$514	530	563	597	630	663	696	730	763	796
ED4080-000	20W x 18.5D x 17H	.61 / 11	16	\$564	581	614	647	680	713	747	780	813	846
ED4082-000	23W x 18.5D x 17H	.61 / 11	17	\$625	642	676	711	745	779	814	848	882	919

● Standard Feature | N/A Not Available | ▲ Optional Feature | E Extended Lead Time

	ED4080	ED4082	ED4080-000	ED4082-000
	4 Post, Stackable Chair	4 Post, Stackable Chair	4 Post, Stackable Chair	4 Post, Stackable Chair
Standard Features				
Armless	●	N/A	●	N/A
Arms	N/A	●	N/A	●
Poly shell	●	●	●	●
Upholstered seat pad	●	●	●	●
Upholstered back pad	N/A	N/A	N/A	N/A
Casters for soft floor	●	●	●	●
Optional Features				
Mobile stacking cart, FR0348	▲ \$392	▲ \$392	▲ \$392	▲ \$392
Stackable Writing Tablet	▲ \$241	▲ \$241	▲ \$241	▲ \$241
Large Writing Tablet	▲ \$241	▲ \$241	▲ \$241	▲ \$241
Casters for hard floor	▲ \$40	▲ \$40	▲ \$40	▲ \$40

Key Specifications to Order

Hard Shell Finish	Frame	Arms	Casters	Upholstery
<ul style="list-style-type: none"> • Beige • Black • Blue • Grey • Red • White 	<ul style="list-style-type: none"> • Chrome • Matte Black 	<ul style="list-style-type: none"> • Black Poly 	<ul style="list-style-type: none"> • Casters for Soft Floor • Casters for Hard Floor 	<ul style="list-style-type: none"> • COM/COL • Fabric • Vinyl • Leather

4 POST STACKABLE CHAIRS WITH GLIDES (POLYURETHANE SEAT AND BACK)

Eddy's rugged construction and great versatility makes it suitable for use in high traffic areas such as dining/cafeteria, recreation, or training rooms in businesses as well as colleges and universities.

Model	Overall Dimensions	Yardage / Square Feet	Weight (lbs)	COM / A	B	COL / C	D	E	F	G	H	I	LTH / J
ED4000	20W x 18.5D x 17H		14	\$284									
ED4002	23W x 18.5D x 17H		15	\$346									
ED4000-000	20W x 18.5D x 17H		14	\$396									
ED4002-000	23W x 18.5D x 17H		15	\$457									

● Standard Feature | N/A Not Available | ▲ Optional Feature | E Extended Lead Time

	ED4000	ED4002	ED4000-000	ED4002-000
	4 Post Stackable	4 Post Stackable	4 Post Stackable	4 Post Stackable
Standard Features				
Armless	●	N/A	●	N/A
Arms	N/A	●	N/A	●
Poly shell	●	●	●	●
Glides for Soft Floor	●	●	●	●
Optional Features				
Mobile stacking cart, FR0348	▲ \$392	▲ \$392	▲ \$392	▲ \$392
Stackable Writing Tablet	▲ \$241	▲ \$241	▲ \$241	▲ \$241
Large Writing Tablet	▲ \$241	▲ \$241	▲ \$241	▲ \$241
Glides for Hard Floor	▲ \$40	▲ \$40	▲ \$40	▲ \$40

Key Specifications to Order

Hard Shell Finish	Frame	Arms	Glides
<ul style="list-style-type: none"> • Beige • Black • Blue • Grey • Red • White 	<ul style="list-style-type: none"> • Chrome • Matte Black 	<ul style="list-style-type: none"> • Black Poly 	<ul style="list-style-type: none"> • Glides for Soft Floor • Glides for Hard Floor

4 POST STACKABLE CHAIRS WITH GLIDES (UPHOLSTERED SEAT AND BACK)






Eddy's rugged construction and great versatility makes it suitable for use in high traffic areas such as dining/cafeteria, recreation, or training rooms in businesses as well as colleges and universities.

Model	Overall Dimensions	Yardage / Square Feet	Weight (lbs)	COM / A	B	COL / C	D	E	F	G	H	I	LTH / J
ED4020	20W x 18.5D x 17H	.9 / 17		\$452	477	527	577	628	678	729	779	829	880
ED4022	23W x 18.5D x 17H	.9 / 17		\$514	539	589	640	690	740	791	841	891	942
ED4020-000	20W x 18.5D x 17H	.9 / 17		\$564	589	639	690	740	791	841	891	942	992
ED4022-000	23W x 18.5D x 17H	.9 / 17		\$625	650	700	751	801	852	902	952	1,003	1,053

● Standard Feature | N/A Not Available | ▲ Optional Feature | E Extended Lead Time

	ED4020		ED4022		ED4020-000		ED4022-000	
	4 Post Stackable		4 Post Stackable		4 Post Stackable		4 Post Stackable	
Standard Features								
Armless	●		N/A		●		N/A	
Arms	N/A		●		N/A		●	
Poly shell	●		●		●		●	
Upholstered seat pad	●		●		●		●	
Upholstered back pad	●		●		●		●	
Glides for soft floor	●		●		●		●	
Optional Features								
Mobile stacking cart, FR0348	▲	\$392	▲	\$392	▲	\$392	▲	\$392
Stackable Writing Tablet	▲	\$241	▲	\$241	▲	\$241	▲	\$241
Large Writing Tablet	▲	\$241	▲	\$241	▲	\$241	▲	\$241
Glides for hard floor	▲	\$40	▲	\$40	▲	\$40	▲	\$40

Key Specifications to Order

 Hard Shell Finish	 Frame	 Arms	 Glides	 Upholstery
<ul style="list-style-type: none"> • Beige • Black • Blue • Grey • Red • White 	<ul style="list-style-type: none"> • Chrome • Matte Black 	<ul style="list-style-type: none"> • Black Poly 	<ul style="list-style-type: none"> • Glides for Soft Floor • Glides for Hard Floor 	<ul style="list-style-type: none"> • COM/COL • Fabric • Vinyl • Leather

4 POST STACKABLE CHAIRS WITH GLIDES (UPHOLSTERED SEAT AND POLYURETHANE BACK)

Eddy's rugged construction and great versatility makes it suitable for use in high traffic areas such as dining/cafeteria, recreation, or training rooms in businesses as well as colleges and universities.

Model	Overall Dimensions	Yardage / Square Feet	Weight (lbs)	COM / A	B	COL / C	D	E	F	G	H	I	LTH / J
ED4010	20W x 18.5D x 17H	0.59 / 11	16	\$373	391	425	459	493	528	562	596	631	665
ED4012	23W x 18.5D x 17H	0.59 / 11	17	\$435	452	485	519	552	585	618	651	685	718
ED4010-000	20W x 18.5D x 17H	0.59 / 11	16	\$486	502	536	569	602	635	669	702	735	768
ED4012-000	23W x 18.5D x 17H	0.59 / 11	17	\$547	563	597	630	663	696	730	763	796	829

● Standard Feature | N/A Not Available | ▲ Optional Feature | E Extended Lead Time

	ED4010	ED4012	ED4010-000	ED4012-000
	4 Post Stackable	4 Post Stackable	4 Post Stackable	4 Post Stackable
Standard Features				
Armless	●	N/A	●	N/A
Arms	N/A	●	N/A	●
Poly shell	●	●	●	●
Upholstered seat pad	●	●	●	●
Upholstered back pad	N/A	N/A	N/A	N/A
Glides for soft floor	●	●	●	●
Optional Features				
Mobile stacking cart, FR0348	▲ \$392	▲ \$392	▲ \$392	▲ \$392
Stackable Writing Tablet	▲ \$241	▲ \$241	▲ \$241	▲ \$241
Large Writing Tablet	▲ \$241	▲ \$241	▲ \$241	▲ \$241
Glides for hard floor	▲ \$40	▲ \$40	▲ \$40	▲ \$40

Key Specifications to Order

Hard Shell Finish	Frame	Arms	Glides	Upholstery
<ul style="list-style-type: none"> • Beige • Black • Blue • Grey • Red • White 	<ul style="list-style-type: none"> • Chrome • Matte Black 	<ul style="list-style-type: none"> • Black Poly 	<ul style="list-style-type: none"> • Glides for Soft Floor • Glides for Hard Floor 	<ul style="list-style-type: none"> • COM/COL • Fabric • Vinyl • Leather

SWIVEL TILT CHAIRS (POLYURETHANE SEAT AND BACK)

Eddy's rugged construction and great versatility makes it suitable for use in high traffic areas such as dining/cafeteria, recreation, or training rooms in businesses as well as colleges and universities.

Model	Overall Dimensions	Yardage / Square Feet	Weight (lbs)	COM / A	B	COL / C	D	E	F	G	H	I	LTH / J
ED4400	20W x 18.5D x 17H		66	\$452									
ED4402	23W x 18.5D x 17H		77	\$514									
ED4410	20W x 18.5D x 17H	0.6 / 11	73	\$541	558	591	624	658	691	724	757	791	824
ED4412	23W x 18.5D x 17H	0.6 / 11	84	\$602	620	654	688	722	757	791	825	860	894
ED4420	20W x 18.5D x 17H	0.9 / 17	66	\$620	645	695	745	796	846	897	947	997	1,048
ED4422	23W x 18.5D x 17H	0.9 / 17	77	\$681	706	756	806	857	907	958	1,008	1,058	1,109

● Standard Feature | N/A Not Available | ▲ Optional Feature | E Extended Lead Time

	ED4400	ED4402	ED4410	ED4412	ED4420	ED4422
	Swivel Tilt	Swivel Tilt	Swivel Tilt	Swivel Tilt	Swivel Tilt	Swivel Tilt
Standard Features						
Armless	●	N/A	●	N/A	●	N/A
Arms	N/A	●	N/A	●	N/A	●
Poly shell	●	●	●	●	●	●
Upholstered seat pad	N/A	N/A	●	●	●	●
Upholstered back pad	N/A	N/A	N/A	N/A	●	●
Black nylon 5 star base	●	●	●	●	●	●
Casters for soft floor	●	●	●	●	●	●
Optional Features						
Casters for hard floor	▲	\$40	▲	\$40	▲	\$40

Key Specifications to Order

Hard Shell Finish	Frame	Arms	Casters	Upholstery
<ul style="list-style-type: none"> • Beige • Black • Blue • Grey • Red • White 	<ul style="list-style-type: none"> • Matte Black 	<ul style="list-style-type: none"> • Black Poly 	<ul style="list-style-type: none"> • Casters for Soft Floor • Casters for Hard Floor 	<ul style="list-style-type: none"> • COM/COL • Fabric • Vinyl • Leather

SWIVEL TILT STOOLS (POLYURETHANE SEAT AND BACK)

Eddy's rugged construction and great versatility makes it suitable for use in high traffic areas such as dining/cafeteria, recreation, or training rooms in businesses as well as colleges and universities.

Model	Overall Dimensions	Yardage / Square Feet	Weight (lbs)	COM / A	B	COL / C	D	E	F	G	H	I	LTH / J
ED4400-660	20W x 18.5D x 17H		71	\$585									
ED4402-660	23W x 18.5D x 17H		82	\$647									
ED4400-680	20W x 18.5D x 17H		71	\$608									
ED4402-680	23W x 18.5D x 17H		82	\$670									

● Standard Feature | N/A Not Available | ▲ Optional Feature | E Extended Lead Time

	ED4400-660	ED4402-660	ED4400-680	ED4402-680
	Counter Height Stool	Counter Height Stool	Counter Height Stool	Counter Height Stool
Standard Features				
Armless	●	N/A	●	N/A
Arms	N/A	●	N/A	●
Poly shell	●	●	●	●
20" diameter polished footring	●	●	●	●
Black nylon 5 star base	●	●	●	●
Casters for soft floor	●	●	●	●
Optional Features				
Casters for hard floor	▲	\$40	▲	\$40

Key Specifications to Order

Hard Shell Finish	Frame	Arms	Casters
<ul style="list-style-type: none"> • Beige • Black • Blue • Grey • Red • White 	<ul style="list-style-type: none"> • Matte Black 	<ul style="list-style-type: none"> • Black Poly 	<ul style="list-style-type: none"> • Casters for Soft Floor • Casters for Hard Floor

SWIVEL TILT STOOLS (UPHOLSTERED SEAT AND BACK)

Eddy's rugged construction and great versatility makes it suitable for use in high traffic areas such as dining/cafeteria, recreation, or training rooms in businesses as well as colleges and universities.

Model	Overall Dimensions	Yardage / Square Feet	Weight (lbs)	COM / A	B	COL / C	D	E	F	G	H	I	LTH / J
ED4420-660	20W x 18.5D x 17H	0.9 / 17	71	\$753	778	829	879	930	980	1,030	1,081	1,131	1,181
ED4422-660	23W x 18.5D x 17H	0.9 / 17	82	\$814	839	890	940	991	1,041	1,091	1,142	1,192	1,242
ED4420-680	20W x 18.5D x 17H	0.9 / 17	71	\$776	801	851	902	952	1,002	1,053	1,103	1,154	1,204
ED4422-680	23W x 18.5D x 17H	0.9 / 17	82	\$837	862	912	963	1,013	1,063	1,114	1,164	1,215	1,265

● Standard Feature | N/A Not Available | ▲ Optional Feature | E Extended Lead Time

	ED4420-660	ED4422-660	ED4420-680	ED4422-680
	Counter Height Stool	Counter Height Stool	Counter Height Stool	Counter Height Stool
Standard Features				
Armless	●	N/A	●	N/A
Arms	N/A	●	N/A	●
Poly shell	●	●	●	●
Upholstered seat pad	●	●	●	●
Upholstered back pad	●	●	●	●
20" diameter polished footring	●	●	●	●
Black nylon 5 star base	●	●	●	●
Casters for soft floor	●	●	●	●
Optional Features				
Casters for hard floor	▲	\$40	▲	\$40

Key Specifications to Order

Hard Shell Finish	Frame	Arms	Casters	Upholstery
<ul style="list-style-type: none"> • Beige • Black • Blue • Grey • Red • White 	<ul style="list-style-type: none"> • Matte Black 	<ul style="list-style-type: none"> • Black Poly 	<ul style="list-style-type: none"> • Casters for Soft Floor • Casters for Hard Floor 	<ul style="list-style-type: none"> • COM/COL • Fabric • Vinyl • Leather






SWIVEL TILT STOOLS (UPHOLSTERED SEAT AND POLYURETHANE BACK)

Eddy's rugged construction and great versatility makes it suitable for use in high traffic areas such as dining/cafeteria, recreation, or training rooms in businesses as well as colleges and universities.

Model	Overall Dimensions	Yardage / Square Feet	Weight (lbs)	COM / A	B	COL / C	D	E	F	G	H	I	LTH / J
ED4410-660	20W x 18.5D x 17H	.61 / 11	66	\$675	692	725	758	791	825	858	891	924	958
ED4412-660	23W x 18.5D x 17H	.61 / 11	77	\$736	753	788	822	856	890	925	959	993	1,028
ED4410-680	20W x 18.5D x 17H	.61 / 11	73	\$698	714	747	781	814	847	880	914	947	980
ED4412-680	23W x 18.5D x 17H	.61 / 11	84	\$759	776	810	844	879	913	947	982	1,016	1,050

● Standard Feature | N/A Not Available | ▲ Optional Feature | E Extended Lead Time

	ED4410-660	ED4412-660	ED4410-680	ED4412-680
	Swivel Medium Stool	Swivel Medium Stool	Swivel Tall Stool	Swivel Tall Stool
Standard Features				
Armless	●	N/A	●	N/A
Arms	N/A	●	N/A	●
Poly shell	●	●	●	●
Upholstered seat pad	●	●	●	●
Upholstered back pad	N/A	N/A	N/A	N/A
20" diameter polished footring	●	●	●	●
Black nylon 5 star base	●	●	●	●
Casters for soft floor	●	●	●	●
Optional Features				
Casters for hard floor	▲	\$40	▲	\$40

Key Specifications to Order				
 Hard Shell Finish <ul style="list-style-type: none"> • Beige • Black • Blue • Grey • Red • White 	 Frame <ul style="list-style-type: none"> • Matte Black 	 Arms <ul style="list-style-type: none"> • Black Poly 	 Casters <ul style="list-style-type: none"> • Casters for Soft Floor • Casters for Hard Floor 	 Upholstery <ul style="list-style-type: none"> • COM/COL • Fabric • Vinyl • Leather

ENTICE

DAUPHIN




PULL-UP TABLE

Entice is a small, attractively priced pull-up table that provides a place to rest electronic devices, refreshments or documents. The oval table top comes in white back-painted glass, white laminate, oak or walnut.

Model	Overall Dimensions	Yardage / Square Feet	Weight (lbs)	\$								
EN6200 	20W x 14D x 26" H		35	\$666								


● Standard Feature | N/A Not Available | ▲ Optional Feature | E Extended Lead Time

EN6200			
Pull Up Table			
Optional Features			
Glass		●	\$-
Laminate		●	\$-
Wood, oak or walnut		●	\$111
Base, matte black or silver		●	\$-
Column, matte black or silver		●	\$-

Key Specifications to Order		
 Work Surface <ul style="list-style-type: none"> • Glass • Laminate • Wood 	 Column Finish <ul style="list-style-type: none"> • Matte Black • Silver 	 Base Finish <ul style="list-style-type: none"> • Matte Black • Silver

4 POST DESK CHAIRS

Getti Side Chair is available on a 4 post or sled base with a raised upholstered back. It has a black powder-coated tubular metal frame, nylon glides or hard wheel free rolling casters.

Model	Overall Dimensions	Yardage / Square Feet	Weight (lbs)	QS	COM / A	B	COL / C	D	E	F	G	H	I	LTH / J
GT3004 	18W x 17D x 18H	1.0 / 8	30	\$344	\$379	401	445	489	534	578	622	666	711	755
GT3074	18W x 17D x 18H	1.0 / 8	30	\$396	\$430	453	497	541	585	630	674	718	762	851
GT3104	18W x 17D x 18H	1.0 / 8	30	\$436	\$471	493	537	581	626	670	714	758	803	891

● Standard Feature | N/A Not Available | ▲ Optional Feature | E Extended Lead Time

	GT3004	GT3074	GT3104
	4 Post	4 Post	Cantilever
Standard Features			
QuickShip, Lead time is 5 business days	●	●	●
Black powder coated tubular metal frame	●	●	●
Glides for soft floor	●	N/A	N/A
Casters for soft floor	N/A	●	N/A
Optional Features			
Arms	▲ \$52	▲ \$52	▲ \$52
Casters for hard floor	▲ \$41	▲ \$41	▲ \$41
Cal 133 fire code; Add 20% to Grade A	▲ 20%	N/A	▲ 20%

Key Specifications to Order




Frame	Casters or Glides	Arms	Upholstery
<ul style="list-style-type: none"> • 4 Post • Cantilever 	<ul style="list-style-type: none"> • Casters for Soft Floor • Casters for Hard Floor • Glides for Soft Floor 	<ul style="list-style-type: none"> • Black Poly Arms 	<ul style="list-style-type: none"> • COM/COL • Fabric • Vinyl • Leather

HIGHWAY

DAUPHIN

CONFERENCE SWIVEL TILT CHAIRS

Highway is a stylish and practical seating choice that provides a high level of craftsmanship to enhance any environment through its polished aluminum frame with either a mesh or upholstered back panel or fully upholstered back with no outer frame

Model	Overall Dimensions	Yardage / Square Feet	Weight (lbs)	COM / A	B	COL / C	D	E	F	G	H	I	LTH / J
HW16060 	19W x 18.5D x 16-21H	0.59 / 11	27	\$1,285	1,302	1,335	1,368	1,401	1,435	1,468	1,501	1,534	1,567
HW16080	19W x 18.5D x 16-21H	0.59 / 24	29	\$1,396	1,433	1,506	1,579	1,651	1,724	1,797	1,870	1,943	2,016
HW16090 	19W x 18.5D x 16-21H	0.59 / 24	35	\$1,285	1,322	1,394	1,467	1,540	1,613	1,686	1,759	1,832	1,905
HW16020 	22W x 24D	0.59 / 11	31	\$1,173	1,190	1,224	1,258	1,293	1,327	1,361	1,396	1,430	1,464
HW16040	22W x 24D	0.59 / 24	33	\$1,285	1,322	1,394	1,467	1,540	1,613	1,686	1,759	1,832	1,905
HW16050	22W x 24D	0.59 / 24	39	\$1,173	1,209	1,282	1,355	1,428	1,501	1,574	1,646	1,719	1,792

● Standard Feature | N/A Not Available | ▲ Optional Feature | E Extended Lead Time

	HW16060	HW16080	HW16090	HW16020	HW16040	HW16050
	Swivel Tilt Chair, Mesh Back	Swivel Tilt Chair, Upholstered Back	Swivel Tilt Chair, Fully Upholstered	Cantilever Chair, Mesh Back	Cantilever Chair, Upholstered Back	Cantilever Chair, Fully Upholstered
Standard Features						
Attimo backrest mesh; black 4101 or silver grey 4104	●	●	N/A	●	●	N/A
Backrest frame, Polished aluminum	●	●	●	●	●	●
Black poly arm pads	●	●	●	●	●	●
5 star base, Polished aluminum	●	●	●	●	●	●
Casters for soft floor	●	●	●	N/A	N/A	N/A
Optional Features						
Spacer mesh, Grade c	▲	\$-	▲	\$-	N/A	N/A
No arm pads	▲	\$-	▲	\$-	▲	\$-
Arm pads, White poly	▲	\$22	▲	\$22	▲	\$22
Arm pads, Black leather	▲	\$140	▲	\$140	▲	\$140
Arm pads - To match leather of the seat	▲	\$140	▲	\$140	▲	\$140
Glides for soft floor	▲	\$22	▲	\$22	▲	\$22
Glides for hard floor	▲	\$40	▲	\$40	▲	\$40
Casters for hard floor	▲	\$40	▲	\$40	N/A	N/A
Cal 133 fire code; Add 20% to Grade A	▲	20%	▲	20%	▲	20%

Key Specifications to Order



 Mesh	 Casters or Glides	 Arm Pads	 Upholstery
<ul style="list-style-type: none"> • Attimo • Spacer 	<ul style="list-style-type: none"> • Casters for Soft Floor • Casters for Hard Floor • Glides for Soft Floor • Glides for Hard Floor 	<ul style="list-style-type: none"> • Black Poly • White Poly • Black Leather • Matching Leather 	<ul style="list-style-type: none"> • COM/COL • Fabric • Vinyl • Leather

JOIN ME








4 POST CHAIRS ON CASTERS

Join Me blends the stability and comfort of a traditional four-legged conference chair with the convenience and flexibility of a folding chair. The backrest is available either fully upholstered or in a multitude of mesh colors.

Model	Overall Dimensions	Yardage / Square Feet	Weight (lbs)	COM / A	B	COL / C	D	E	F	G	H	I	LTH / J
JM12250-400 	19W x 18.5D x 16-21H	0.71 / 13	24	\$838	858	897	937	977	1,016	1,056	1,096	1,135	1,175
JM12250-400UBR 	19W x 18.5D x 16-21H	1.3 / 24	26	\$927	963	1,036	1,109	1,182	1,255	1,327	1,400	1,473	1,546

● Standard Feature | N/A Not Available | ▲ Optional Feature | E Extended Lead Time

	JM12250-400	JM12250-400UBR
	4 Post Chair, Large Mesh Back	4 Post Chair, Large Fully Upholstered Back
Standard Features		
Attimo backrest mesh; black 4101 or silver grey 4104	●	●
Flip Up Seat for Nesting	●	●
Slanted Arm	●	●
Poly Arm Pads	●	●
4 Post frame, Silver powder coat	●	●
Casters for soft floor	●	●
Optional Features		
Spacer mesh, grade c	N/A	N/A ▲ \$27
4 Post frame, Chrome	▲ E \$112	▲ E \$112
Casters for hard floor	▲ \$40	▲ \$40
Cal 133 fire code; Add 20% to Grade A	▲ 20%	▲ 20%




Key Specifications to Order				
 Backrest	 Mesh	 Casters or Glides	 Frame	 Upholstery
<ul style="list-style-type: none"> • Mesh • Fully Upholstered 	<ul style="list-style-type: none"> • Attimo • Spacer 	<ul style="list-style-type: none"> • Casters for Soft Floor • Casters for Hard Floor 	<ul style="list-style-type: none"> • Silver Powder Coat • Chrome 	<ul style="list-style-type: none"> • COM/COL • Fabric • Vinyl • Leather

LITTLE PERILLO

DAUPHIN

4 LEGGED CHAIRS






This chic, multipurpose chair with a unique personality and futuristic appearance is perfect for a variety of applications. Available in white, with optional seatpad and produced from lightweight poly - the seat, backrest, and armrests seamlessly come together to create this cheeky and hip, Little Perillo.

Model	Overall Dimensions	Yardage / Square Feet	Weight (lbs)	COM / A	B	COL / C	D	E	F	G	H	I	LTH / J
LP18200 	24W x 22D x 15H		19	\$777									
LP18210	24W x 22D x 15H	0.61 / 11	21	\$1,000	1,018	1,052	1,086	1,120	1,155	1,189	1,223	1,258	1,292
LP18250	24W x 22D x 15H	1.59 / 29	22	\$1,336	1,381	1,470	1,559	1,648	1,737	1,826	1,915	2,004	2,093
LP18200/WDL	24W x 22D x 15H		19	\$1,113									
LP18210/WDL 	24W x 22D x 15H	0.61 / 11	21	\$1,336	1,353	1,386	1,419	1,453	1,486	1,519	1,552	1,586	1,619
LP18250/WDL 	24W x 22D x 15H	1.59 / 29	22	\$1,671	1,716	1,806	1,896	1,986	2,076	2,166	2,257	2,347	2,437

● Standard Feature | N/A Not Available | ▲ Optional Feature | E Extended Lead Time

	LP18200	LP18210	LP18250	LP18200/WDL	LP18210/WDL	LP18250/WDL
	4 Post Tapered Metal Legs	4 Post Tapered Metal Legs	4 Post Tapered Metal Legs	4 Post Tapered Wood Legs	4 Post Tapered Wood Legs	4 Post Tapered Wood Legs
Standard Features						
White poly shell without upholstered seat pad	●	N/A	N/A	●	N/A	N/A
White poly shell with upholstered seat pad	N/A	●	N/A	N/A	●	N/A
Fully upholstered shell	N/A	N/A	●	N/A	N/A	●
Zipper	N/A	N/A	●	N/A	N/A	●
Tapered metal legs	●	●	●	N/A	N/A	N/A
Tapered beech wood legs	N/A	N/A	N/A	●	●	●
Glides for soft floor	●	●	●	●	●	●
Optional Features						
Tapered colored legs	▲ E \$43	▲ E \$43	▲ E \$43	▲ E \$43	▲ E \$43	▲ E \$43
Glides for hard floor	▲ \$50	▲ \$50	▲ \$50	▲ \$50	▲ \$50	▲ \$50
Cal 133 fire code; Add 20% to Grade A	▲ 20%	▲ 20%	▲ 20%	▲ 20%	▲ 20%	▲ 20%

Key Specifications to Order



 Shell Style	 Legs Finish	 Zipper Color	 Glides	 Upholstery
<ul style="list-style-type: none"> • Poly Shell • Poly Shell with Seat Pad • Fully Upholstered 	<ul style="list-style-type: none"> • Polished • Beech • Matte Black • White • Grey • Beige • Light Blue • Light Green 	<ul style="list-style-type: none"> • Black • Blue • Beige • Red • White • Yellow 	<ul style="list-style-type: none"> • Glides for Soft Floor • Glides for Hard Floor 	<ul style="list-style-type: none"> • COM/COL • Fabric • Vinyl • Leather

LITTLE PERILLO



SWIVEL DESK CHAIRS





This chic, multipurpose chair with a unique personality and futuristic appearance is perfect for a variety of applications. Available in white, with optional seatpad and produced from lightweight poly - the seat, backrest, and armrests seamlessly come together to create this cheeky and hip, Little Perillo.

Model	Overall Dimensions	Yardage / Square Feet	Weight (lbs)	COM / A	B	COL / C	D	E	F	G	H	I	LTH / J
LP18500 	24W x 22D x 17.5H		23	\$834									
LP18510 	24W x 22D x 17.5H	0.61 / 11	25	\$1,057	1,074	1,107	1,140	1,173	1,207	1,240	1,273	1,306	1,340
LP18400	24W x 22D x 17.5H	1.59 / 29	26	\$1,151									
LP18410	24W x 22D x 17.5H		46	\$1,375	1,392	1,426	1,461	1,495	1,529	1,564	1,598	1,632	1,666

● Standard Feature | N/A Not Available | ▲ Optional Feature | E Extended Lead Time

	LP18500	LP18510	LP18400	LP18410
	Swivel Chair, 4 Star Base on Glides	Swivel Chair, 4 Star Base on Glides	Swivel Chair, Round Disc Base	Swivel Chair, Round Disc Base
Standard Features				
White poly shell without upholstered seat pad	●	N/A	●	N/A
White poly shell with upholstered seat pad	N/A	●	N/A	●
Auto Return Mechanism	●	●	N/A	N/A
Center column, Polished metal	●	●	N/A	N/A
4 Star base, Polished metal	●	●	N/A	N/A
Round disc base, Polished metal	N/A	N/A	● E	● E
Glides for soft floor	●	●	N/A	N/A
Optional Features				
Glides for hard floor	▲	\$50	▲	\$50
Cal 133 fire code; Add 20% to Grade A	N/A	N/A	▲	20%

Key Specifications to Order


 Shell Style	 Base	 Glides	 Upholstery
<ul style="list-style-type: none"> • Poly Shell • Poly Shell with Seat Pad 	<ul style="list-style-type: none"> • X-Base with Auto Return • Disc Base 	<ul style="list-style-type: none"> • Glides for soft floor • Glides for hard floor 	<ul style="list-style-type: none"> • COM/COL • Fabric • Vinyl • Leather

LITTLE PERILLO

DAUPHIN

SWIVEL STOOLS

This chic, multipurpose chair with a unique personality and futuristic appearance is perfect for a variety of applications. Available in white, with optional seatpad and produced from lightweight poly - the seat, backrest, and armrests seamlessly come together to create this cheeky and hip, Little Perillo.

Model	Overall Dimensions	Yardage / Square Feet	Weight (lbs)	COM / A	B	COL / C	D	E	F	G	H	I	LTH / J
LP18400T	24W x 22D x 29H		52	\$1,365									
LP18410T 	24W x 22D x 29H	0.61 / 11	52	\$1,589	1,606	1,640	1,675	1,709	1,743	1,778	1,812	1,846	1,880

● Standard Feature | N/A Not Available | ▲ Optional Feature | E Extended Lead Time

	LP18400T	LP18410T
	Swivel Stool with Round Disc Base	Swivel Stool with Round Disc Base
Standard Features		
White poly shell without upholstered seat pad	●	N/A
White poly shell with upholstered seat pad	N/A	●
Center column, Polished metal	●	●
Round disc base, Polished metal	● E	● E
Optional Features		
Cal 133 fire code; Add 20% to Grade A	N/A	20%

Key Specifications to Order




 Shell Style	 Base	 Upholstery
<ul style="list-style-type: none"> White Poly Shell White Poly Shell with Seat Pad 	<ul style="list-style-type: none"> Disc Base 	<ul style="list-style-type: none"> COM/COL Fabric Vinyl Leather

LITTLE PERILLO XS

DAUPHIN

4 LEGGED CHAIRS







Molded of durable poly in one continuous, ribbon-like form, this narrow side chair fits compactly around meeting and dining tables. The sinuous shape also allows Little Perillo XS to slide snugly under a table.

Model	Overall Dimensions	Yardage / Square Feet	Weight (lbs)	COM / A	B	COL / C	D	E	F	G	H	I	LTH / J
LP18200XS	22.5W x 22D x 15H		20	\$723									
LP18210XS 	22.5W x 22D x 15H	0.61 / 11	22	\$947	964	998	1,033	1,067	1,101	1,136	1,170	1,204	1,238
LP18250XS 	22.5W x 22D x 15H	1.59 / 29	23	\$1,283	1,327	1,416	1,505	1,594	1,683	1,772	1,861	1,950	2,039
LP18200XS/WDL	22.5W x 22D x 15H		20	\$1,059									
LP18210XS/WDL	22.5W x 22D x 15H	0.61 / 11	22	\$1,283	1,300	1,333	1,366	1,399	1,432	1,466	1,499	1,532	1,565
LP18250XS/WDL 	22.5W x 22D x 15H	1.59 / 29	23	\$1,618	1,663	1,753	1,843	1,933	2,023	2,113	2,203	2,293	2,383

● Standard Feature | N/A Not Available | ▲ Optional Feature | E Extended Lead Time

	LP18200XS	LP18210XS	LP18250XS	LP18200XS/WDL	LP18210XS/WDL	LP18250XS/WDL
	4 Post Tapered Metal Legs	4 Post Tapered Metal Legs	4 Post Tapered Metal Legs	4 Post Tapered Wood Legs	4 Post Tapered Wood Legs	4 Post Tapered Wood Legs
Standard Features						
White poly shell without upholstered seat pad	●	N/A	N/A	●	N/A	N/A
White poly shell with upholstered seat pad	N/A	●	N/A	N/A	●	N/A
Fully upholstered shell	N/A	N/A	●	N/A	N/A	●
Zipper	N/A	N/A	●	N/A	N/A	●
Tapered metal legs	●	●	●	N/A	N/A	N/A
Tapered beech wood legs	N/A	N/A	N/A	●	●	●
Glides for soft floor	●	●	●	●	●	●
Optional Features						
Poly shell color	▲ E \$54	▲ E \$54	▲ E \$54	▲ E \$54	▲ E \$54	▲ E \$54
Tapered colored legs	▲ E \$43	▲ E \$43	▲ E \$43	▲ E \$43	▲ E \$43	▲ E \$43
Glides for hard floor	▲ \$50	▲ \$50	▲ \$50	▲ \$50	▲ \$50	▲ \$50
Cal 133 fire code; Add 20% to Grade A	▲ 20%	▲ 20%	▲ 20%	▲ 20%	▲ 20%	▲ 20%

Key Specifications to Order



 Shell Style	 Shell Color	 Legs Finish	 Zipper Color	 Glides	 Upholstery
<ul style="list-style-type: none"> • Poly Shell • Poly Shell with Seat Pad • Fully Upholstered 	<ul style="list-style-type: none"> • White • Grey • Beige • Light Blue • Light Green 	<ul style="list-style-type: none"> • Polished • Beech • Matte Black • White • Grey • Beige • Light Blue • Light Green 	<ul style="list-style-type: none"> • Black • Blue • Beige • Red • White • Yellow 	<ul style="list-style-type: none"> • Glides for soft floor • Glides for hard floor 	<ul style="list-style-type: none"> • COM/COL • Fabric • Vinyl • Leather

LITTLE PERILLO XS

DAUPHIN

4 STAR AND DISC BASE CHAIRS







Molded of durable poly in one continuous, ribbon-like form, this narrow side chair fits compactly around meeting and dining tables. The sinuous shape also allows Little Perillo XS to slide snugly under a table.

Model	Overall Dimensions	Yardage / Square Feet	Weight (lbs)	COM / A	B	COL / C	D	E	F	G	H	I	LTH / J
LP18500XS	22.5W x 22D x 17.5H		22	\$780									
LP18510XS 	22.5W x 22D x 17.5H	0.61 / 11	23	\$1,004	1,020	1,053	1,087	1,120	1,153	1,186	1,220	1,253	1,286
LP18550XS	22.5W x 22D x 17.5H	1.59 / 29	24	\$1,339	1,384	1,474	1,564	1,654	1,744	1,834	1,924	2,014	2,104
LP18400XS 	22.5W x 22D x 17.5H		32	\$1,098									
LP18410XS	22.5W x 22D x 17.5H	0.61 / 11	33	\$1,321	1,339	1,373	1,407	1,441	1,476	1,510	1,544	1,579	1,613
LP18450XS	22.5W x 22D x 17.5H	1.59 / 29	34	\$1,657	1,702	1,791	1,880	1,969	2,058	2,147	2,236	2,325	2,414

● Standard Feature | N/A Not Available | ▲ Optional Feature | E Extended Lead Time

	LP18500XS	LP18510XS	LP18550XS	LP18400XS	LP18410XS	LP18450XS
	Swivel Chair, 4 Star Base on Glides	Swivel Chair, 4 Star Base on Glides	Swivel Chair, 4 Star Base on Glides	Swivel Chair, Round Disc Base	Swivel Chair, Round Disc Base	Swivel Chair, Round Disc Base
Standard Features						
White poly shell without upholstered seat pad	●	N/A	N/A	●	N/A	N/A
White poly shell with upholstered seat pad	N/A	●	N/A	N/A	●	N/A
Fully upholstered shell	N/A	N/A	●	N/A	N/A	●
Auto Return Mechanism	●	●	●	N/A	N/A	N/A
Center column, Polished metal	●	●	●	N/A	N/A	N/A
4 Star base, Polished metal	●	●	●	N/A	N/A	N/A
Round disc base, Polished metal	N/A	N/A	N/A	● E	● E	● E
Glides for soft floor	●	●	●	N/A	N/A	N/A
Optional Features						
Poly shell color	▲ E \$54	▲ E \$54	N/A N/A	▲ E \$54	▲ E \$54	N/A N/A
Glides for hard floor	▲ \$50	▲ \$50	▲ \$50	N/A N/A	N/A N/A	N/A N/A
Cal 133 fire code; Add 20% to Grade A	N/A N/A	▲ 20%	▲ 20%	N/A N/A	▲ 20%	▲ 20%

Key Specifications to Order

 Shell Style	 Shell Color	 Base	 Zipper Color	 Glides	 Upholstery
<ul style="list-style-type: none"> • Poly Shell • Poly Shell with Seat Pad • Fully Upholstered 	<ul style="list-style-type: none"> • White • Grey • Beige • Light Blue • Light Green 	<ul style="list-style-type: none"> • X-Base with Auto Return • Disc Base 	<ul style="list-style-type: none"> • Black • Blue • Beige • Red • White • Yellow 	<ul style="list-style-type: none"> • Glides for Soft Floor • Glides for Hard Floor 	<ul style="list-style-type: none"> • COM/COL • Fabric • Vinyl • Leather

LITTLE PERILLO XS

DAUPHIN



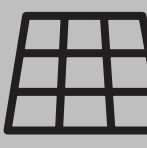


SWIVEL STOOLS

Molded of durable poly in one continuous, ribbon-like form, this narrow side chair fits compactly around meeting and dining tables. The sinuous shape also allows Little Perillo XS to slide snugly under a table.

Model	Overall Dimensions	Yardage / Square Feet	Weight (lbs)	COM / A	B	COL / C	D	E	F	G	H	I	LTH / J
LP18400XST	22.5W x 22D x 29H		37	\$1,312									
LP18410XST	22.5W x 22D x 29H	0.61 / 11	39	\$1,535	1,553	1,587	1,621	1,655	1,690	1,724	1,758	1,793	1,827
LP18450XST	22.5W x 22D x 29H	1.59 / 29	40	\$1,871	1,916	2,005	2,094	2,183	2,272	2,361	2,450	2,539	2,628


● Standard Feature | N/A Not Available | ▲ Optional Feature | E Extended Lead Time

	LP18400XST	LP18410XST	LP18450XST
	Swivel Stool with Round Disc Base	Swivel Stool with Round Disc Base	Swivel Stool with Round Disc Base
Standard Features			
White poly shell without upholstered seat pad	●	N/A	N/A
White poly shell with upholstered seat pad	N/A	●	N/A
Fully upholstered shell	N/A	N/A	●
Zipper	N/A	N/A	●
Round disc base, Polished metal	● E	● E	● E
Optional Features			
Poly shell color	▲ E	\$54	▲ E
Cal 133 fire code; Add 20% to Grade A	N/A	N/A	●

Key Specifications to Order				
 Shell Style	 Shell Color	 Base	 Zipper Color	 Upholstery
<ul style="list-style-type: none"> • Poly Shell • Poly Shell with Seat Pad • Fully Upholstered 	<ul style="list-style-type: none"> • White • Grey • Beige • Light Blue • Light Green 	<ul style="list-style-type: none"> • Disc Base 	<ul style="list-style-type: none"> • Black • Blue • Beige • Red • White • Yellow 	<ul style="list-style-type: none"> • COM/COL • Fabric • Vinyl • Leather

4 POST DESK CHAIRS

Logan brings a trim and finely contoured design to your workspaces, meeting, and training rooms. The mesh back provides comfort for those seated over long periods of time and allows for the maximum dissipation of body heat. The upholstered full back and molded seat ensure full body support while the waterfall front reduces stress to your legs.

Model	Overall Dimensions	Yardage / Square Feet	Weight (lbs)	COM / A	B	COL / C	D	E	F	G	H	I	LTH / J
LN81420	22W x 24D x 18H	0.50 / 9	20	\$766	780	808	836	864	892	919	947	975	1,003
LN81440	22W x 24D x 18H	0.50 / 9	21	\$789	803	830	858	886	914	942	970	998	1,025
LN81460 	22W x 24D x 18H	0.50 / 9	21	\$811	825	853	881	909	936	964	992	1,020	1,048
LN81425	22W x 24D x 18H	1.21 / 22	23	\$789	822	890	957	1,025	1,092	1,160	1,227	1,295	1,363
LN81445	22W x 24D x 18H	1.21 / 22	24	\$811	845	912	980	1,047	1,115	1,182	1,250	1,317	1,385
LN81465 	22W x 24D x 18H	1.21 / 22	24	\$834	867	933	1,000	1,066	1,133	1,199	1,265	1,332	1,398



● Standard Feature | N/A Not Available | ▲ Optional Feature | E Extended Lead Time

	LN81420	LN81440	LN81460	LN81425	LN81445	LN81465
	4 Post, Mesh Back	4 Post, Mesh Back	4 Post, Mesh Back	4 Post, Fully Upholstered Back	4 Post, Fully Upholstered Back	4 Post, Fully Upholstered Back
Standard Features						
Attimo backrest mesh	●	●	●	N/A	N/A	N/A
Raised Mesh Back with 4 glides	●	N/A	N/A	N/A	N/A	N/A
Raised Mesh Back with 2 glides, 2 casters	N/A	●	N/A	N/A	N/A	N/A
Raised Mesh Back with 4 casters	N/A	N/A	●	N/A	N/A	N/A
Fully Upholstered Back with 4 glides	N/A	N/A	N/A	●	N/A	N/A
Fully Upholstered Back with 2 glides, 2 casters	N/A	N/A	N/A	N/A	●	N/A
Fully Upholstered Back with 4 casters	N/A	N/A	N/A	N/A	N/A	●
Glides for soft floor	●	●	N/A	●	●	N/A
Casters for soft floor	N/A	●	●	N/A	●	●
Polished metal frame	●	●	●	●	●	●
Comfort arm wraps	●	●	●	●	●	●
Optional Features						
Spacer mesh, Grade C	▲	\$27	▲	\$27	N/A	N/A
Glides for hard floor	▲	\$40	▲	\$40	N/A	\$40
Casters for hard floor	N/A	N/A	▲	\$40	N/A	\$40
Cal 133 fire code; Add 20% to Grade A	▲	20%	▲	20%	▲	20%

Key Specifications to Order				
 Backrest	 Casters or Glides	 Arms	 Legs	 Upholstery
<ul style="list-style-type: none"> • Attimo Mesh • Spacer Mesh • Fully Upholstered 	<ul style="list-style-type: none"> • Casters for Soft Floor • Casters for Hard Floor • Glides for Soft Floor • Glides for Hard Floor 	<ul style="list-style-type: none"> • Polished • Comfort Arm Wraps 	<ul style="list-style-type: none"> • 4 Glides • 4 Casters • 2 Glides, 2 Casters 	<ul style="list-style-type: none"> • COM/COL • Fabric • Vinyl • Leather

CANTILEVER FRAME CHAIRS

Logan brings a trim and finely contoured design to your workspaces, meeting, and training rooms. The mesh back provides comfort for those seated over long periods of time and allows for the maximum dissipation of body heat. The upholstered full back and molded seat ensure full body support while the waterfall front reduces stress to your legs.

Model	Overall Dimensions	Yardage / Square Feet	Weight (lbs)	COM / A	B	COL / C	D	E	F	G	H	I	LTH / J
LN81760 	22W x 24D x 18H	0.50 / 9	22	\$766	780	808	836	864	892	919	947	975	1,003
LN81785 	22W x 24D x 18H	1.21 / 22	25	\$789	822	890	957	1,025	1,092	1,160	1,227	1,295	1,363

● Standard Feature | N/A Not Available | ▲ Optional Feature | E Extended Lead Time

	LN81760	LN81785
	Cantilever, Mesh Back	Cantilever, Fully Upholstered Back
Standard Features		
Attimo backrest mesh	●	N/A
Raised mesh back	●	N/A
Fully upholstered back	N/A	●
Polished metal frame	●	●
Comfort polyurethane arm wraps	●	●
Optional Features		
Spacer mesh, Grade C	▲	\$27
Cal 133 fire code; Add 20% to Grade A	▲	20%

Key Specifications to Order



Backrest

- Attimo Mesh
- Spacer Mesh
- Fully Upholstered



Arms

- Polished
- Comfort Arm Wraps





Upholstery

- COM/COL
- Fabric
- Vinyl
- Leather

SWIVEL TILT DESK CHAIRS

Logan brings a trim and finely contoured design to your workspaces, meeting, and training rooms. The mesh back provides comfort for those seated over long periods of time and allows for the maximum dissipation of body heat. The upholstered full back and molded seat ensure full body support while the waterfall front reduces stress to your legs.

Model	Overall Dimensions	Yardage / Square Feet	Weight (lbs)	COM / A	B	COL / C	D	E	F	G	H	I	LTH / J
LN81800 	18W x 18D x 16-21H	0.50 / 9	25	\$794	808	836	864	891	919	947	975	1,003	1,031
LN81800M	18W x 18D x 19-26H	0.50 / 9	39	\$928	942	969	997	1,025	1,053	1,081	1,109	1,137	1,165
LN81800T 	18W x 18D x 23-32H	0.50 / 9	40	\$950	964	992	1,020	1,048	1,076	1,103	1,131	1,159	1,187
LN81885 	18W x 18D x 16-21H	1.21 / 22	29	\$816	850	918	985	1,053	1,120	1,188	1,255	1,323	1,390
LN81885M 	18W x 18D x 19-26H	1.21 / 22	42	\$950	984	1,051	1,119	1,186	1,254	1,322	1,389	1,457	1,524
LN81885T	18W x 18D x 23-32H	1.21 / 22	43	\$973	1,006	1,074	1,141	1,209	1,276	1,344	1,412	1,479	1,547

● Standard Feature | N/A Not Available | ▲ Optional Feature | E Extended Lead Time




	LN81800	LN81800M	LN81800T	LN81885	LN81885M	LN81885T
	Desk Chair, Mesh Back	Counter Height Stool, Mesh Back	Bar Height Stool, Mesh Back	Desk Chair, Fully Upholstered Back	Counter Height Stool, Fully Upholstered Back	Bar Height Stool, Fully Upholstered Back
Standard Features						
Attimo backrest mesh	●	●	●	N/A	N/A	N/A
Raised mesh back	●	●	●	N/A	N/A	N/A
Fully upholstered back	N/A	N/A	N/A	●	●	●
Comfort polyurethane arm wraps	N/A	N/A	N/A	●	●	●
Black nylon 5 star base	●	●	●	●	●	●
20" diameter polished footring	N/A	●	●	N/A	●	●
Casters for soft floor	●	●	●	●	●	●
Optional Features						
Spacer mesh, Grade C	▲ \$27	▲ \$27	▲ \$27	N/A	N/A	N/A
Polished 5 star aluminum base	▲ \$151	▲ \$151	▲ \$151	▲ \$151	▲ \$151	▲ \$151
Polished arm with no arm wraps						
Glides for soft floor	▲ \$22	▲ \$22	▲ \$22	▲ \$22	▲ \$22	▲ \$22
Glides for hard floor	▲ \$40	▲ \$40	▲ \$40	▲ \$40	▲ \$40	▲ \$40
Casters for hard floor	▲ \$40	▲ \$40	▲ \$40	▲ \$40	▲ \$40	▲ \$40
Cal 133 fire code; Add 20% to Grade A	▲ 20%	▲ 20%	▲ 20%	▲ 20%	▲ 20%	▲ 20%

Key Specifications to Order

 Backrest	 Casters or Glides	 Arms	 Upholstery
<ul style="list-style-type: none"> • Attimo Mesh • Spacer Mesh • Fully Upholstered 	<ul style="list-style-type: none"> • Casters for Soft Floor • Casters for Hard Floor • Glides for Soft Floor • Glides for Hard Floor 	<ul style="list-style-type: none"> • Polished • Comfort Arm Wraps 	<ul style="list-style-type: none"> • COM/COL • Fabric • Vinyl • Leather

CANTILEVER AND 4 POST FRAME CHAIRS






The exceptionally comfortable Lordo meets all task, conference, and guest seating needs. Available with an elasticized mesh backrest frame that produces ergonomic cushioning for great support when seated. Lordo task versions ensure even more support through the standard Syncro-Quickshift Mechanism that allows the seat and back to move in unison to provide optimum comfort for a wide range of body weights.

Model	Overall Dimensions	Yardage / Square Feet	Weight (lbs)	COM / A	B	COL / C	D	E	F	G	H	I	LTH / J
LO33060 	22W x 24D x 18H	0.50 / 9	22	\$877	891	919	947	975	1,003	1,031	1,059	1,086	1,114
LO33420 	22W x 24D x 18H	0.50 / 9	20	\$877	891	919	947	975	1,003	1,031	1,059	1,086	1,114
LO33440	22W x 24D x 18H	0.50 / 9	21	\$900	914	942	970	997	1,025	1,053	1,081	1,109	1,137
LO33460 	22W x 24D x 18H	0.50 / 9	21	\$922	936	964	992	1,020	1,048	1,076	1,103	1,131	1,159

● Standard Feature | N/A Not Available | ▲ Optional Feature | E Extended Lead Time



	LO33060		LO33420		LO33440		LO33460	
	Cantilever		4 Post		4 Post		4 Post	
Standard Features								
Elasticized mesh back	●		●		●		●	
Polished metal frame	●		●		●		●	
Mesh Back with 4 glides	N/A		●		N/A		N/A	
Mesh Back with 2 glides, 2 casters	N/A		N/A		●		N/A	
Mesh Back with 4 casters	N/A		N/A		N/A		●	
Glides for Soft Floor	N/A		●		●		N/A	
Casters for Soft Floor	N/A		N/A		●		●	
Comfort arm wraps	●		●		●		●	
Optional Features								
Glides for Hard Floor	N/A	N/A	▲	\$40	▲	\$40	▲	\$40
Casters for Hard Floor	N/A	N/A	N/A	N/A	▲	\$40	▲	\$40
Cal 133 fire code; Add 20% to Grade A	▲	20%	▲	20%	▲	20%	▲	20%

Key Specifications to Order

 Elasticized Mesh Backrest	 Casters or Glides	 Arms	 Legs	 Upholstery
<ul style="list-style-type: none"> • Black/Black • Silver/White 	<ul style="list-style-type: none"> • Casters for Soft Floor • Casters for Hard Floor • Glides for Soft Floor • Glides for Hard Floor 	<ul style="list-style-type: none"> • Polished • Comfort Arm Wraps 	<ul style="list-style-type: none"> • 4 Glides • 4 Casters • 2 Glides, 2 Casters 	<ul style="list-style-type: none"> • COM/COL • Fabric • Vinyl • Leather

DESK CHAIRS AND STOOLS






Lordo Flex features an elastic mesh fabric mounted on a height adjustable backrest which pivots at the lumbar region, allowing the backrest to "flex" with the user's movements.

Model	Overall Dimensions	Yardage / Square Feet	Weight (lbs)	COM / A	B	COL / C	D	E	F	G	H	I	LTH / J
LO33200X 	19W x 18D x 16-21H	0.50 / 9	44	\$1,072	1,086	1,114	1,142	1,170	1,198	1,225	1,253	1,281	1,309
LO33200XM 	19W x 18D x 19-26H	0.50 / 9	55	\$1,206	1,220	1,248	1,276	1,303	1,331	1,359	1,387	1,415	1,443
LO33400	19W x 18D x 16-21H	0.50 / 9	37	\$1,285	1,299	1,327	1,355	1,383	1,410	1,438	1,466	1,494	1,522
LO33300 	18W x 18D x 16-21H	0.50 / 9	25	\$905	920	949	978	1,007	1,035	1,064	1,093	1,122	1,151
LO33300-660 	18W x 18D x 19-26H	0.50 / 9	39	\$1,039	1,053	1,082	1,111	1,140	1,169	1,198	1,227	1,256	1,285
LO33300-680	18W x 18D x 23-32H	0.50 / 9	40	\$1,061	1,076	1,105	1,134	1,163	1,192	1,221	1,250	1,278	1,307

● Standard Feature | N/A Not Available | ▲ Optional Feature | E Extended Lead Time


	LO33200X	LO33200XM	LO33400	LO33300	LO33300-660	LO33300-680
	Desk Chair	Counter Height Stool	Desk Chair with Headrest	Swivel Tilt Chair	Swivel Tilt Counter Height Stool	Swivel Tilt Bar Height Stool
Standard Features						
Integrated sliding seat for depth adjustment	●	●	●	N/A	N/A	N/A
Elasticized mesh back. Black/Black or Silver/White	●	●	●	●	●	●
Syncro-Quickshift® seating mechanism	●	●	●	N/A	N/A	N/A
20" diameter polished footring	N/A	●	N/A	N/A	●	●
Black nylon 5 star base	●	●	●	●	●	●
Casters for soft floor	●	●	●	●	●	●
Optional Features						
DA27WA Arms	▲ \$156	▲ \$156	▲ \$156	N/A	N/A	N/A
DA241WA Arms	▲ \$213	▲ \$213	▲ \$213	N/A	N/A	N/A
DA74WA-100 Arms	▲ \$285	▲ \$285	▲ \$285	N/A	N/A	N/A
Polished 5 star aluminum base	▲ \$151	▲ \$151	▲ \$151	▲ \$151	▲ \$151	▲ \$151
Glides for soft floor	▲ \$22	▲ \$22	▲ \$22	▲ \$22	▲ \$22	▲ \$22
Glides for hard floor	▲ \$40	▲ \$40	▲ \$40	▲ \$40	▲ \$40	▲ \$40
Casters for hard floor	▲ \$40	▲ \$40	▲ \$40	▲ \$40	▲ \$40	▲ \$40
Cal 133 fire code; Add 20% to Grade A	▲ 20%	▲ 20%	▲ 20%	▲ 20%	▲ 20%	▲ 20%

Key Specifications to Order

 5 Star Base Finish	 Casters or Glides	 Arms	 Elasticized Mesh	 Upholstery
<ul style="list-style-type: none"> • Black Nylon • Polished 	<ul style="list-style-type: none"> • Casters for Soft Floor • Casters for Hard Floor • Glides for Soft Floor • Glides for Hard Floor 	<ul style="list-style-type: none"> • DA27WA Arms • DA241WA Arms • DA74WA-100 Arms 	<ul style="list-style-type: none"> • Black/Black • Silver/White 	<ul style="list-style-type: none"> • COM/COL • Fabric • Vinyl • Leather




CONFERENCE SWIVEL TILT CHAIR

Luxo is a very comfortable chair that is only available in LeatherSoft - a revolutionary new material that mimics the elegance and feel of leather.

Model	Overall Dimensions	Yardage / Square Feet	Weight (lbs)	QS	COM / A	B	COL / C	D	E	F	G	H	I	LTH / J
LX4700/BLACK 	20W x 19.5D x 16-21H		58	\$919										

● Standard Feature | N/A Not Available | ▲ Optional Feature | E Extended Lead Time

LX4700/BLACK	
Desk Chair	
Standard Features	
QuickShip, Lead time is 5 business days	●
Black leathersoft	●
Polished Metal 5 star base	●
Casters for soft floor	●
Optional Features	
Casters for hard floor	▲ \$40


Key Specifications to Order		
 5 Star Base Finish <ul style="list-style-type: none"> Polished Metal 	 Casters or Glides <ul style="list-style-type: none"> Casters for Soft Floor Casters for Hard Floor 	 Upholstery <ul style="list-style-type: none"> Black Leathersoft

MAGNUM

DAUPHIN




DESK CHAIR

24 Hour Heavy Duty Seating

Model	Overall Dimensions	Yardage / Square Feet	Weight (lbs)	QS	COM / A	B	COL / C	D	E	F	G	H	I	LTH / J
MG9982 	26.5W x 27D x 16-21H	1.0 / 18	53	\$1,285	1397	1,417	1,456	1,495	1,534	1,573	1,612	1,651	1,691	1,730

● Standard Feature | N/A Not Available | ▲ Optional Feature | E Extended Lead Time



MG9982	
Desk Chair	
Standard Features	
24 hour heavy duty	●
Black mesh back	●
Height adjustable arms	●
Adjustable lumbar	●
Black nylon 5 star base	●
Casters for soft floor	●
Optional Features	
Black Headrest	▲ \$123
Casters for hard floor	▲ \$40
Cal 133 fire code; Add 20% to Grade A	▲ 20%

Key Specifications to Order		
 5 Star Base Finish <ul style="list-style-type: none"> • Black Nylon 	 Casters or Glides <ul style="list-style-type: none"> • Casters for Soft Floor • Casters for Hard Floor 	 Upholstery <ul style="list-style-type: none"> • COM/COL • Fabric • Vinyl • Leather

OCTAVE

BAR STOOLS




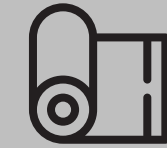
Let every conversation commence on a high note with Octave Stools. The stools feature an adjustable height cylinder which returns the seat to its original height and orientation when weight is removed. There is also a footring that provides for comfortable seating over time.

Model	Overall Dimensions	Yardage / Square Feet	Weight (lbs)	COM / A	B	COL / C	D	E	F	G	H	I	LTH / J
OC9288/CH/R 	16 Diameter x 19.5-28H	0.92 / 17	21	\$592	617	669	720	772	823	875	926	978	1,029
OC9288/CH/SH 	14W x 14D x 19.5-28-26H	0.92 / 17	21	\$592	617	669	720	772	823	875	926	978	1,029

● Standard Feature | N/A Not Available | ▲ Optional Feature | E Extended Lead Time

	OC9288/CH/R	OC9288/CH/SH
	Round Stool	Square Stool
Standard Features		
Adjustable seat height	●	●
Auto-return mechanism	●	●
Seat upholstery	●	●
Polished aluminum base	●	●
Integrated footrest	●	●
Optional Features		
Round Seat Upholstery	▲	N/A
Square Seat Upholstery	N/A	▲
Seat piping in contrasting color	▲	▲
Jury Base - Polished Finish	▲	▲
Cal 133 fire code; Add 20% to Grade A	▲	▲

Key Specifications to Order



 Seat	 Piping	 Base	 Upholstery
<ul style="list-style-type: none"> • Round • Square 	<ul style="list-style-type: none"> • Matching Color • Contrasting Color 	<ul style="list-style-type: none"> • Standard Base • Jury Base 	<ul style="list-style-type: none"> • COM/COL • Fabric • Vinyl • Leather

PERILLO

DAUPHIN





LOUNGE CHAIR

Crafted from one continuous sheet of material, the seat, surface, backrest and armrests offer an uninterrupted line that forms this ultra modern and very comfortable chair. Standard in white, Perillo is made of thermo plastic with a high gloss finish.

Model	Overall Dimensions	Yardage / Square Feet	Weight (lbs)	COM / A	B	COL / C	D	E	F	G	H	I	LTH / J
PR18120 	16 Diameter x 19.5-28H		77	\$5,512									
PR18125 	14W x 14D x 19.5-28-26H	1.0 / 18	77	\$5,742	5,770	5,826	5,881	5,937	5,993	6,049	6,104	6,160	6,216

● Standard Feature | N/A Not Available | ▲ Optional Feature | E Extended Lead Time

	PR18120	PR18125
	Lounge Chair	Lounge Chair
Standard Features		
White molded shell	●	●
Auto return mechanism	●	●
Upholstered seat pad	N/A	●
Polished metal base	●	●
Optional Features		
Cal 133 fire code; Add 20% to Grade A	▲	20%



Key Specifications to Order			
 Molded Shell <ul style="list-style-type: none"> • White Gloss 	 Base <ul style="list-style-type: none"> • Polished Metal 	 Shell Option <ul style="list-style-type: none"> • No Upholstery • Seat Pad 	 Upholstery <ul style="list-style-type: none"> • COM/COL • Fabric • Vinyl • Leather

POLO

DAUPHIN

DESK CHAIRS


Polo is practical seating with appealing looks and comfort features to meet a variety of needs.

Model	Overall Dimensions	Yardage / Square Feet	Weight (lbs)	QS	COM / A	B	COL / C	D	E	F	G	H	I	LTH / J
PL7902 	19.5W x 19D x 16-21H	0.8 / 15	54	\$804	884	903	941	978	1,015	1,053	1,090	1,127	1,165	1,202
PL7902M 	19.5W x 19D x 19-26H	0.8 / 15	60	\$942	1,022	1,041	1,078	1,116	1,153	1,191	1,228	1,265	1,303	1,340

● Standard Feature | N/A Not Available | ▲ Optional Feature | E Extended Lead Time

	PL7902	PL7902M
	Desk Chair	Counter Height Stool
Standard Features		
QuickShip, Lead time is 5 business days	●	●
Black mesh back	●	●
Height and width adjustable arms	●	●
Adjustable lumbar	●	●
Black nylon 5 star base	●	●
20" diameter polished footring	N/A	●
Casters for soft floor	●	●
Optional Features		
Black Headrest	▲	▲
Sliding Seat	▲	▲
Casters for hard floor	▲	▲
Glides for soft floor	▲	▲
Glides for hard floor	▲	▲
Polished 5 star aluminum base	▲	▲
Cal 133 fire code; Add 20% to Grade A	▲	▲

Key Specifications to Order



5 Star Base Finish

- Black Nylon



Casters or Glides

- Casters for Soft Floor
- Casters for Hard Floor
- Glides for Soft Floor
- Glides for Hard Floor







Upholstery

- COM/COL
- Fabric
- Vinyl
- Leather

4 POST FRAME CHAIRS AND BAR STOOL





Siamo combines distinctive design with great comfort. With its slim line seat and backrest, it is reminiscent of the classic office chair and is available as a side chair, swivel chair with casters or a stool. Siamo will liven up any office space with its professional and polished appearance exuding a take-charge and in-control-of-the-meeting impression.

Model	Overall Dimensions	Yardage / Square Feet	Weight (lbs)	COM / A	B	COL / C	D	E	F	G	H	I	LTH / J
SM16400 	18W x 19D x 18H	1.11 / 20	12	\$681	712	774	836	898	960	1,022	1,085	1,147	1,209
SM16402	22W x 19D x 18H	1.11 / 20	12	\$720	751	813	876	938	1,000	1,062	1,124	1,186	1,248
SM16403 	22W x 19D x 18H	1.11 / 20	12	\$893	924	985	1,046	1,107	1,168	1,229	1,291	1,352	1,413
SM16900 	18W x 21D x 29H	1.09 / 20	24	\$961	991	1,052	1,114	1,175	1,236	1,297	1,358	1,419	1,480
SM16900TB 	18W x 21D x 29H	1.09 / 20	25	\$1,046	1,077	1,138	1,199	1,260	1,321	1,382	1,444	1,505	1,566

● Standard Feature | N/A Not Available | ▲ Optional Feature | E Extended Lead Time


	SM16400		SM16402		SM16403		SM16900		SM16900TB	
	4 Post		4 Post		4 Post		Bar Height Stool/Low Back		Bar Height Stool	
Standard Features										
No arms	●		N/A		N/A		●		●	
Poly arms	N/A		●		N/A		N/A		N/A	
Polished aluminum arms	N/A		N/A		●		N/A		N/A	
Horizontal stitching detail	●		●		●		●		●	
Chrome frame	●		●		●		●		●	
Glides for soft floor	●		●		●		●		●	
Optional Features										
No horizontal stitching	▲	\$-	▲	\$-	▲	\$-	▲	\$-	▲	\$-
Upholstered arm wrap	▲	\$140	▲	\$140	▲	\$140	▲	\$140	▲	\$140
Glides for hard floor	▲	\$40	▲	\$40	▲	\$40	▲	\$40	▲	\$40
Cal 133 fire code; Add 20% to Grade A	▲	20%	▲	20%	▲	20%	▲	20%	▲	20%

Key Specifications to Order

 Stitching Detail	 Glides	 Arm Finish	 Upholstery
<ul style="list-style-type: none"> • No Horizontal Stitching • Horizontal Stitching 	<ul style="list-style-type: none"> • Glides for Soft Floor • Glides for Hard Floor 	<ul style="list-style-type: none"> • No Arms • Black Poly Arms • Polished Aluminum Arms • Upholstered Arms 	<ul style="list-style-type: none"> • COM/COL • Fabric • Vinyl • Leather

SWIVEL TILT STOOLS

Siamo combines distinctive design with great comfort. With its slim line seat and backrest, it is reminiscent of the classic office chair and is available as a side chair, swivel chair with casters or a stool. Siamo will liven up any office space with its professional and polished appearance exuding a take-charge and in-control-of-the-meeting impression.

Model	Overall Dimensions	Yardage / Square Feet	Weight (lbs)	COM / A	B	COL / C	D	E	F	G	H	I	LTH / J
SM16680M	18W x 18D x 19-26H	1.11 / 20	24	\$814	845	908	970	1,032	1,094	1,156	1,218	1,280	1,343
SM16682M	18W x 18D x 19-26H	1.11 / 20	25	\$854	885	947	1,009	1,071	1,134	1,196	1,258	1,320	1,382
SM16683M 	18W x 18D x 19-26H	1.11 / 20	25	\$1,027	1,058	1,119	1,180	1,241	1,302	1,363	1,424	1,485	1,546
SM16680T	18W x 18D x 23-32H	1.11 / 20	25	\$837	868	930	992	1,054	1,116	1,179	1,241	1,303	1,365
SM16682T	18W x 18D x 23-32H	1.11 / 20	26	\$876	907	970	1,032	1,094	1,156	1,218	1,280	1,343	1,405
SM16683T	18W x 18D x 23-32H	1.11 / 20	26	\$1,050	1,080	1,141	1,202	1,263	1,325	1,386	1,447	1,508	1,569

● Standard Feature | N/A Not Available | ▲ Optional Feature | E Extended Lead Time


	SM16680M	SM16682M	SM16683M	SM16680T	SM16682T	SM16683T
	Counter Height Stool	Counter Height Stool	Counter Height Stool	Bar Height Stool	Bar Height Stool	Bar Height Stool
Standard Features						
No arms	●	N/A	N/A	●	N/A	N/A
Poly arms	N/A	●	N/A	N/A	●	N/A
Polished aluminum arms	N/A	N/A	●	N/A	N/A	●
Horizontal stitching detail	●	●	●	●	●	●
Chrome frame	●	●	●	●	●	●
Polished 5 star aluminum base	●	●	●	●	●	●
20" diameter polished footring	●	●	●	●	●	●
Casters for soft floor	●	●	●	●	●	●
Optional Features						
No horizontal stitching	▲	\$-	▲	\$-	▲	\$-
Upholstered arm wrap	▲	\$140	▲	\$140	▲	\$140
Glides for soft floor	▲	\$22	▲	\$22	▲	\$22
Glides for hard floor	▲	\$40	▲	\$40	▲	\$40
Casters for hard floor	▲	\$40	▲	\$40	▲	\$40
Cal 133 fire code; Add 20% to Grade A	▲	20%	▲	20%	▲	20%

Key Specifications to Order

 Stitching Detail	 Casters or Glides	 Arm Finish	 Upholstery
<ul style="list-style-type: none"> No Horizontal Stitching Horizontal Stitching 	<ul style="list-style-type: none"> Casters for Soft Floor Casters for Hard Floor Glides for Soft Floor Glides for Hard Floor 	<ul style="list-style-type: none"> No Arms Black Poly Arms Polished Aluminum Arms Upholstered Arms 	<ul style="list-style-type: none"> COM/COL Fabric Vinyl Leather

SWIVEL TILT CHAIRS




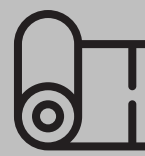
Siamo combines distinctive design with great comfort. With its slim line seat and backrest, it is reminiscent of the classic office chair and is available as a side chair, swivel chair with casters or a stool. Siamo will liven up any office space with its professional and polished appearance exuding a take-charge and in-control-of-the-meeting impression.

Model	Overall Dimensions	Yardage / Square Feet	Weight (lbs)	COM / A	B	COL / C	D	E	F	G	H	I	LTH / J
SM16680	18W x 18D x 16-21H	1.11 / 20	20	\$681	712	774	836	898	960	1,022	1,085	1,147	1,209
SM16682	18W x 18D x 16-21H	1.11 / 20	21	\$720	751	813	876	938	1,000	1,062	1,124	1,186	1,248
SM16683 	18W x 18D x 16-21H	1.11 / 20	21	\$893	924	985	1,046	1,107	1,168	1,229	1,291	1,352	1,413

● Standard Feature | N/A Not Available | ▲ Optional Feature | E Extended Lead Time


	SM16680		SM16682		SM16683	
	Swivel Tilt Chair		Swivel Tilt Chair		Swivel Tilt Chair	
Standard Features						
No arms	●			N/A		N/A
Poly arms		N/A		●		N/A
Polished arms		N/A		N/A		●
Horizontal stitching detail	●			●		●
Chrome frame	●			●		●
Polished 5 star aluminum base	●			●		●
Casters for soft floor	●			●		●
Optional Features						
No horizontal stitching detail	▲	\$-	▲	\$-	▲	\$-
Upholstered arm wrap	▲	\$140	▲	\$140	▲	\$140
Glides for soft floor	▲	\$22	▲	\$22	▲	\$22
Glides for hard floor	▲	\$40	▲	\$40	▲	\$40
Casters for hard floor	▲	\$40	▲	\$40	▲	\$40
Cal 133 fire code; Add 20% to Grade A	▲	20%	▲	20%	▲	20%

Key Specifications to Order

 Stitching Detail	 Casters or Glides	 Arm Finish	 Upholstery
<ul style="list-style-type: none"> No Horizontal Stitching Horizontal Stitching 	<ul style="list-style-type: none"> Casters for Soft Floor Casters for Hard Floor Glides for Soft Floor Glides for Hard Floor 	<ul style="list-style-type: none"> Black Poly Arms Polished Aluminum Arms Upholstered Arms 	<ul style="list-style-type: none"> COM/COL Fabric Vinyl Leather




CONFERENCE SWIVEL TILT CHAIRS

With its minimalist appearance, Signo reflects the craftsmanship and traditional upholstery detailing long associated with Dauphin. Signo's aesthetic signature element, characterized by a polished aluminum chassis which holds the upholstered seat, back and die cast polished arms together.

Model	Overall Dimensions	Yardage / Square Feet	Weight (lbs)	COM / A	B	COL / C	D	E	F	G	H	I	LTH / J
SG61201 	18W x 18D x 16-21H	1.50 / 27	44	\$1,771	1,813	1,897	1,981	2,065	2,149	2,233	2,317	2,401	2,485




● Standard Feature | N/A Not Available | ▲ Optional Feature | E Extended Lead Time

SG61201	
Swivel Tilt Chair	
Standard Features	
Chrome frame	●
Polished 4 star aluminum base	●
Casters for soft floor	●
Optional Features	
Matching arm caps to seat upholstery	▲ \$-
Matching arm caps to backrest upholstery	▲ \$-
Arm caps in black leather	▲ \$-
Glides for soft floor	▲ \$22
Glides for hard floor	▲ \$40
Casters for hard floor	▲ \$40
Cal 133 fire code; Add 20% to Grade A	▲ 20%

Key Specifications to Order		
 Arm Caps <ul style="list-style-type: none"> • Matching Seat • Matching Backrest • Black Leather 	 Casters or Glides <ul style="list-style-type: none"> • Soft Floor Casters • Hard Floor Casters • Soft Floor Glides • Hard Floor Glides 	 Upholstery <ul style="list-style-type: none"> • COM/COL • Fabric • Vinyl • Leather

CANTILEVER AND 4 POST FRAME CHAIRS

Stilo will cut a good figure in any room. The four-legged model stacks up to 4 high and comes with or without casters, while the conference swivel chairs offer a relaxed seated comfort thanks to a conference relax mechanism.

Model	Overall Dimensions	Yardage / Square Feet	Weight (lbs)	COM / A	B	COL / C	D	E	F	G	H	I	LTH / J
ST68050 	21.5W x 26D x 18H	0.50 / 9	23	\$922	936	964	992	1,020	1,048	1,076	1,103	1,131	1,159
ST68000 	21.5W x 26D x 18H	0.50 / 9	20	\$900	914	942	970	997	1,025	1,053	1,081	1,109	1,137
ST68020 	21.5W x 26D x 18H	0.50 / 9	21	\$922	936	964	992	1,020	1,048	1,076	1,103	1,131	1,159

● Standard Feature | N/A Not Available | ▲ Optional Feature | E Extended Lead Time



	ST68050		ST68000		ST68020	
	Cantilever		4 Post		4 Post	
Standard Features						
Spacer mesh back	●		●		●	
Chrome frame	●		●		●	
Glides for Soft Floor	●		●			N/A
Casters for Soft Floor	N/A		N/A		●	
Comfort arm wraps	●		●		●	
Stackable	●		●		●	
Optional Features						
No arm wrap	▲	\$-	▲	\$-	▲	\$-
Mobile stacking cart, FR0348	▲	\$392	▲	\$392	▲	\$392
Casters for Hard Floor	N/A	N/A	N/A	N/A	▲	\$40.00
Glides for Hard Floor	▲	\$40	▲	\$40	N/A	N/A
Cal 133 fire code; Add 20% to Grade A	▲	20%	▲	20%	▲	20%

Key Specifications to Order

 Backrest	 Casters or Glides	 Arm Finish	 Upholstery
<ul style="list-style-type: none"> • Spacer Mesh 	<ul style="list-style-type: none"> • Casters for Soft Floor • Casters for Hard Floor • Glides for Soft Floor • Glides for Hard Floor 	<ul style="list-style-type: none"> • Polished • Comfort Arm Wraps 	<ul style="list-style-type: none"> • COM/COL • Fabric • Vinyl • Leather

DESK CHAIR, SWIVEL TILT, AND STOOLS






Equipped with patented QuickShift+ synchronous technology, integrated sliding seat and multi-adjustable arms. Stilo will cut a good figure in any room. The four-legged model stacks up to 4 high and comes with or without casters, while the conference swivel chairs offer a relaxed seated comfort thanks to a conference relax mechanism.

Model	Overall Dimensions	Yardage / Square Feet	Weight (lbs)	COM / A	B	COL / C	D	E	F	G	H	I	LTH / J
 ST68175	19W x 19D x 16-21H	0.59 / 11	29	\$770	787	820	853	887	920	953	986	1,020	1,053
 ST68175M	19W x 19D x 19-26H	0.59 / 11	40	\$904	921	954	987	1,020	1,054	1,087	1,120	1,153	1,187
 ST68070	18W x 18D x 16-21H	0.52 / 10	17	\$905	920	949	978	1,007	1,035	1,064	1,093	1,122	1,151
ST68070M	18W x 18D x 19-26H	0.52 / 10	31	\$1,039	1,053	1,082	1,111	1,140	1,169	1,198	1,227	1,256	1,285
ST68070T	18W x 18D x 23-32H	0.52 / 10	31	\$1,061	1,076	1,105	1,134	1,163	1,192	1,221	1,250	1,278	1,307

● Standard Feature | N/A Not Available | ▲ Optional Feature | E Extended Lead Time

	ST68175	ST68175M	ST68070	ST68070M	ST68070T
	Desk Chair	Counter Height Stool	Swivel Tilt Chair	Counter Height Stool	Bar Height Stool
Standard Features					
Spacer mesh back	●	●	●	●	●
Chrome frame	N/A	N/A	●	●	●
Comfort polyurethane arm wraps	N/A	N/A	●	●	●
Integrated sliding seat for depth adjustment	●	●	N/A	N/A	N/A
Syncro-Quickshift® seating mechanism	●	●	N/A	N/A	N/A
20" diameter polished footring	N/A	●	N/A	●	●
Black nylon 5 star base	●	●	●	●	●
Casters for soft floor	●	●	●	●	●
Optional Features					
DA27WA Arms	▲ \$156	▲ \$156	N/A	N/A	N/A
DA241WA Arms	▲ \$213	▲ \$213	N/A	N/A	N/A
DA74WA-100 Arms	▲ \$285	▲ \$285	N/A	N/A	N/A
No Arm Wrap	N/A	N/A	▲ \$-	▲ \$-	▲ \$-
Upholstered Back	▲ \$70	▲ \$70	▲ \$70	▲ \$70	▲ \$70
Polished 5 star aluminum base	▲ \$151	▲ \$151	▲ \$151	▲ \$151	▲ \$151
Glides for soft floor	▲ \$22	▲ \$22	▲ \$22	▲ \$22	▲ \$22
Glides for hard floor	▲ \$40	▲ \$40	▲ \$40	▲ \$40	▲ \$40
Casters for hard floor	▲ \$40	▲ \$40	▲ \$40	▲ \$40	▲ \$40
Cal 133 fire code; Add 20% to Grade A	▲ 20%	▲ 20%	▲ 20%	▲ 20%	▲ 20%

Key Specifications to Order

 Backrest	 5 Star Base Finish	 Casters or Glides	 Arms	 Upholstery
<ul style="list-style-type: none"> • Mesh • Upholstered 	<ul style="list-style-type: none"> • Black Nylon • Polished Aluminum 	<ul style="list-style-type: none"> • Casters for Soft Floor • Casters for Hard Floor • Glides for Soft Floor • Glides for Hard Floor 	<ul style="list-style-type: none"> • DA27WA Arms • DA241WA Arms • DA74WA-100 Arms 	<ul style="list-style-type: none"> • COM/COL • Fabric • Vinyl • Leather

STRATA

DAUPHIN


4 POST CHAIRS

Model	Overall Dimensions	Yardage / Square Feet	Weight (lbs)	COM / A	B	COL / C	D	E	F	G	H	I	LTH / J
ST9420	23.5W x 22D x 32H	0.69 / 13	30	\$627	646	685	723	762	801	839	878	916	955
ST9440	23.5W x 22D x 32H	0.69 / 13	28	\$627	646	685	723	762	801	839	878	916	955
ST9460	23.5W x 22D x 32H	0.69 / 13	28	\$628	647	686	725	763	802	840	879	917	956

● Standard Feature | N/A Not Available | ▲ Optional Feature | E Extended Lead Time

	ST9420	ST9440	ST9460
	4 Post Chair	4 Post Chair	4 Post Chair
Standard Features			
4 glides	●	N/A	N/A
2 glides, 2 casters	N/A	●	N/A
4 casters	N/A	N/A	●
Polished metal frame	●	●	●
Flexible knit mesh backrest	●	●	●
Comfort polyurethane arm wraps	●	●	●
Casters for soft floor	N/A	●	●
Glides for soft floor	●	●	N/A
Optional Features			
Casters for hard floor	N/A	N/A	▲ \$40
Glides for hard floor	▲	\$50	▲ \$50
Cal 133 fire code; Add 20% to Grade A	▲	20%	▲ 20%

Key Specifications to Order



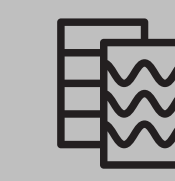
4 Post

- 4 Glides
- 2 Glides, 2 Casters
- 4 Casters



Casters or Glides

- Soft Floor Casters
- Hard Floor Casters
- Soft Floor Glides
- Hard Floor Glides



Fabric

- COM/COL
- Fabric
- Vinyl
- Leather






TEC LINE

DESK CHAIRS AND STOOL, POLYURETHANE

Model	Overall Dimensions	Yardage / Square Feet	Weight (lbs)	COM / A	B	COL / C	D	E	F	G	H	I	LTH / J
SP9110D	17.5W x 18D x 16-21H		28	\$502									
SP9110M	17.5W x 18D x 19-26H		32	\$636									
SP9110T	17.5W x 18D x 23-32H		34	\$658									
SP8002/PU	17 Diameter x 16-21H		14	\$356									
SP8228/PU	17 Diameter x 19-26H		19	\$490									
SP8288/PU	17 Diameter x 23-32H		21	\$513									

● Standard Feature | N/A Not Available | ▲ Optional Feature | E Extended Lead Time

	SP9110D	SP9110M	SP9110T	SP8002/PU	SP8228/PU	SP8288/PU
	Desk Chair	Counter Height Stool	Bar Height Stool	Desk Chair	Counter Height Stool	Bar Height Stool
Standard Features						
Soft Durable Polyurethane Seat	●	●	●	●	●	●
Soft Durable Polyurethane Back	●	●	●	N/A	N/A	N/A
Backrest angle and height adjustment	●	●	●	N/A	N/A	N/A
20" diameter polished footring	N/A	●	●	N/A	●	●
Black nylon 5 star base	●	●	●	●	●	●
Casters for hard floor	●	●	●	●	●	●
Optional Features						
AL10WA Arms	▲ \$163	▲ \$163	▲ \$163	N/A	N/A	N/A
Glides for soft floor	▲ \$22	▲ \$22	▲ \$22	▲ \$22	▲ \$22	▲ \$22
Glides for hard floor	▲ \$40	▲ \$40	▲ \$40	▲ \$40	▲ \$40	▲ \$40

Key Specifications to Order				
 Backrest • Polyurethane	 Seat • Polyurethane	 5 Star Base Finish • Black nylon	 Casters or Glides • Casters for Soft Floor • Casters for Hard Floor • Glides for Soft Floor • Glides for Hard Floor	 Arms • AL10WA

TEC LINE

PHYSICIANS STOOLS

Model	Overall Dimensions	Yardage / Square Feet	Weight (lbs)	COM / A	B	COL / C	D	E	F	G	H	I	LTH / J
SP8002	17 Diameter x 16-21H	0.40 / 8	14	\$379	390	413	435	458	480	503	525	548	570
SP8228	17 Diameter x 19-26H	0.40 / 8	19	\$513	524	546	569	591	614	636	659	681	704
SP8288	17 Diameter x 23-32H	0.40 / 8	21	\$535	546	569	591	614	636	659	681	704	726

● Standard Feature | N/A Not Available | ▲ Optional Feature | E Extended Lead Time

	SP8002	SP8228	SP8288
	Desk Chair	Counter Height Stool	Bar Height Stool
Standard Features			
20" diameter polished aluminum footring	N/A	●	●
Black nylon 5 star base	●	●	●
Casters for hard floor	●	●	●
Optional Features			
Glides for soft floor	▲ \$22	▲ \$22	▲ \$22
Glides for hard floor	▲ \$40	▲ \$40	▲ \$40
Cal 133 fire code; Add 20% to Grade A	▲ 20%	▲ 20%	▲ 20%

Key Specifications to Order

5 Star Base Finish	Casters or Glides	Upholstery
<ul style="list-style-type: none"> Black nylon 	<ul style="list-style-type: none"> Casters for Soft Floor Casters for Hard Floor Glides for Soft Floor Glides for Hard Floor 	<ul style="list-style-type: none"> COM/COL Fabric Vinyl Leather

DESK CHAIR AND STOOL




Vida is an uncomplicated chair that has a "V" back that flexes with you as you move.

Model	Overall Dimensions	Yardage / Square Feet	Weight (lbs)	QS	COM / A	B	COL / C	D	E	F	G	H	I	LTH / J
VA5301	19.5W x 19D x 16-21H	0.75 / 14	30	\$459	540	554	583	611	640	669	698	726	755	784
VA5301M	19.5W x 19D x 19-26H	0.75 / 15	35	\$597	678	692	721	749	778	807	836	864	893	922
VA5301T	19.5W x 19D x 23-32H	0.75 / 16	38	\$620	701	715	744	772	801	830	859	887	916	945

● Standard Feature | N/A Not Available | ▲ Optional Feature | E Extended Lead Time

	VA5301	VA5301M	VA5301T
	Desk Chair	Counter Height Stool	Bar Height Stool
Standard Features			
QuickShip, Lead time is 5 business days	●	●	●
Black woven knit mesh	●	●	●
Fixed arms with durable poly pads	●	●	●
Black nylon 5 star base	●	●	●
20" diameter polished footring	N/A	●	●
Casters for soft floor	●	●	●
Optional Features			
Casters for hard floor	▲ \$40	▲ \$40	▲ \$40
Glides for soft floor	▲ \$22	▲ \$22	▲ \$22
Glides for hard floor	▲ \$40	▲ \$40	▲ \$40
Polished 5 star aluminum base	▲ \$151	▲ \$151	▲ \$151
Cal 133 fire code; Add 20% to Grade A	▲ 20%	▲ 20%	▲ 20%


Key Specifications to Order

 5 Star Base Finish <ul style="list-style-type: none"> • Black Nylon 	 Casters or Glides <ul style="list-style-type: none"> • Casters for Soft Floor • Casters for Hard Floor • Glides for Soft Floor • Glides for Hard Floor 	 Upholstery <ul style="list-style-type: none"> • COM/COL • Fabric • Vinyl • Leather
---	---	---

VIPER




DESK CHAIR

The Viper Chair follows the lines and shape of the user and these ergonomic roots provide maximum comfort, minimizing strain, and contouring to give great support.

Model	Overall Dimensions	Yardage / Square Feet	Weight (lbs)	QS	COM / A	B	COL / C	D	E	F	G	H	I	LTH / J
VP9902 	23.5W x 27D x 16-21H	1.0 / 18	49	\$950	1,062	1,081	1,120	1,159	1,199	1,238	1,277	1,316	1,355	1,394

● Standard Feature | N/A Not Available | ▲ Optional Feature | E Extended Lead Time


VP9902	
Desk Chair	
Standard Features	
QuickShip, Lead time is 5 business days	●
Black mesh back	●
Height adjustable arms	●
Adjustable lumbar	●
Black nylon 5 star base	●
Casters for soft floor	●
Optional Features	
Black Headrest	▲ \$123
Casters for hard floor	▲ \$40
Cal 133 fire code; Add 20% to Grade A	▲ 20%

Key Specifications to Order		
 5 Star Base Finish <ul style="list-style-type: none"> • Black Nylon 	 Casters or Glides <ul style="list-style-type: none"> • Casters for Soft Floor • Casters for Hard Floor 	 Upholstery <ul style="list-style-type: none"> • COM/COL • Fabric • Vinyl • Leather

VISITA

CANTILEVER FRAME CHAIRS

Visita is a sleek and elegant chair that provides great seated comfort for your visitors. With its newly designed flex frame, this chair with a cubist design delivers a spare profile and a great presence to enhance any environment.

Model	Overall Dimensions	Yardage / Square Feet	Weight (lbs)	COM / A	B	COL / C	D	E	F	G	H	I	LTH / J
VI2220 	22W x 22D x 18H	1.0 / 18	25	\$919	946	1,002	1,058	1,114	1,169	1,225	1,281	1,336	1,392
VI2230	22W x 22D x 18H	1.15 / 21	25	\$1,011	1,043	1,107	1,172	1,236	1,300	1,365	1,429	1,493	1,558

● Standard Feature | N/A Not Available | ▲ Optional Feature | E Extended Lead Time

	VI2220	VI2230
	Cantilever Chair, Mesh Back	Cantilever Chair, Fully Upholstered Back
Standard Features		
Attimo backrest mesh; black 4101 or silver grey 4104	●	N/A
Chrome frame	●	●
Polished arm with no arm wraps	●	●
Optional Features		
Spacer mesh, grade c	▲	\$27
Comfort polyurethane arm wraps	▲	\$37
Comfort leather arms wraps	▲	\$157
Comfort arm wraps to match upholstery	▲	\$131
Cal 133 fire code; Add 20% to Grade A	▲	20%

Key Specifications to Order



Mesh

- Attimo
- Spacer



Arms

- Polished
- Comfort Arm Wrap
- Polyurethane
- Matching Upholstery





Upholstery

- COM/COL
- Mesh
- Fabric
- Vinyl
- Leather

SWIVEL CHAIRS AND STOOLS






Visita is a sleek and elegant chair that provides great seated comfort for your visitors. With its newly designed flex frame, this chair with a cubist design delivers a spare profile and a great presence to enhance any environment.

Model	Overall Dimensions	Yardage / Square Feet	Weight (lbs)	COM / A	B	COL / C	D	E	F	G	H	I	LTH / J
VI2240 	20W x 18D x 16-21H	1.0 / 18	28	\$1,033	1,061	1,118	1,175	1,232	1,289	1,345	1,402	1,459	1,516
VI2250 	20W x 18D x 16-21H	1.15 / 21	28	\$1,125	1,157	1,222	1,286	1,350	1,415	1,479	1,543	1,608	1,672
VI2240M	20W x 18D x 19-26H	1.0 / 18	30	\$1,167	1,195	1,252	1,309	1,365	1,422	1,479	1,536	1,593	1,649
VI2250M	20W x 18D x 19-26H	1.15 / 21	30	\$1,259	1,291	1,356	1,420	1,484	1,548	1,613	1,677	1,741	1,806
VI2240T	20W x 18D x 23-32H	1.0 / 18	30	\$1,189	1,218	1,274	1,331	1,388	1,445	1,502	1,558	1,615	1,672
VI2250T	20W x 18D x 23-32H	1.15 / 21	30	\$1,282	1,314	1,378	1,442	1,507	1,571	1,635	1,700	1,764	1,828

● Standard Feature | N/A Not Available | ▲ Optional Feature | E Extended Lead Time

	VI2240	VI2250	VI2240M	VI2250M	VI2240T	VI2250T
	Swivel Chair, Mesh back	Swivel Chair, Fully Upholstered Back	Counter Height Stool, Mesh back	Counter Height Stool, Fully Upholstered Back	Bar Height Stool, Mesh back	Bar Height Stool, Fully Upholstered Back
Standard Features						
Attimo backrest mesh; black 4101 or silver grey 4104	●	N/A	●	N/A	●	N/A
Chrome frame	●	●	●	●	●	●
Polished arm with no arm wraps	●	●	●	●	●	●
20" diameter polished footring	N/A	N/A	●	●	●	●
Polished 5 star aluminum base	●	●	●	●	●	●
Casters for soft floor	●	●	●	●	●	●
Optional Features						
Spacer mesh, grade c	▲	\$27	N/A	N/A	▲	\$27
Comfort polyurethane arm wraps	▲	\$40	▲	\$40	▲	\$40
Comfort leather arms wraps	▲	\$168	▲	\$168	▲	\$168
Comfort arm wraps to match upholstery	▲	\$140	▲	\$140	▲	\$140
Glides for soft floor	▲	\$22	▲	\$22	▲	\$22
Glides for hard floor	▲	\$40	▲	\$40	▲	\$40
Casters for hard floor	▲	\$40	▲	\$40	▲	\$40
Cal 133 fire code; Add 20% to Grade A	▲	20%	▲	20%	▲	20%

Key Specifications to Order

 Mesh	 Height	 Casters or Glides	 Arms	 Upholstery
<ul style="list-style-type: none"> • Attimo • Spacer 	<ul style="list-style-type: none"> • Desk • Medium • Tall 	<ul style="list-style-type: none"> • Casters for Soft Floor • Casters for Hard Floor • Glides for Soft Floor • Glides for Hard Floor 	<ul style="list-style-type: none"> • Polished • Polyurethane • Leather • Matching Upholstery 	<ul style="list-style-type: none"> • COM/COL • Fabric • Vinyl • Leather

2021 Pricelist

DAUPHIN

TERMS AND CONDITIONS

Ordering Information

Orders may be placed by fax, or e-mail:
 Fax: 800.220.3844
 E-mail: inquire@dauphin.com

All orders are subject to credit approval.

Orders cancelled after production has been scheduled are subject to a 30% cancellation charge. Once orders have entered production, no cancellations will be accepted. No cancellations will be accepted for custom orders.

Prices

Prices are listed in US dollars (\$). Customers paying in Canadian dollars (\$) must refer to www.dauphin.com for the most current financial exchange surcharge. Prices are F.O.B. destination within the 48 contiguous United States, (Alaska, Hawaii, and Puerto Rico, please contact Customer Service for freight costs), or within the Provinces of Canada. For Canada, FOB will be to the City of the Canadian Dealership. Ownership passes to consignee F.O.B. our factory. Prices do not include storage or insurance charges, sales or other taxes, or inside delivery uncarting and installation costs. Prices and specifications are subject to change without notice and orders are subject to prices prevailing at the time of submission. Orders with extended delivery dates are subject to special pricing. Orders for non-warranty parts only are priced F.O.B. factory.

Special Delivery Requirements

Orders ship by UPS, FedEx, DHL or common carrier. If a specific delivery date and time is required, or if inside delivery is requested, a special delivery charge may be required. Please check with Customer Service to determine the relevant charge for each requirement. Shipments requiring carrier to "Call Before Delivery" will be subject to a minimum net additional charge of \$30. Re-consignment of freight after orders have been shipped will be subject to a net additional charge of \$95 and may be subject to other freight charges depending on destination. Shipments requiring a specific time and date of delivery are available, pricing available upon request.

Materials

Due to natural variations over which we have no control, all products are sold subject to normal variations or irregularities of color, surface grain or texture. In as much as fabric mills and tanneries do not guarantee their products, Dauphin shall not be held responsible for wear, fading or performance of any covering material beyond the stated warranty, and under no condition assumes responsibility for COM and COL. Minimum wrinkles in leather and some other fabrics cannot be completely avoided and are not considered defects in materials or workmanship. Some fabric and leather can appear loose with comfort wrinkles when upholstered and over time. Leather may require additional upholstery sewing seams.

Customer's Own Material (COM/COL)

1. COM Yardage requirement is based on 54" wide covering material. If the pattern requires matching, please contact Customer Service with repeat dimensions for a calculation of additional yardage required and/or additional charge for matching.
2. A completed copy of the COM/COL form must be submitted together with a fabric/leather swatch for each item ordered which requires non-Dauphin covering materials.
3. Dauphin reserves the right to reject COM if it is considered unsuitable for upholstery.
4. Lead times are effective from the date we receive COM.
5. COM must be shipped freight prepaid to Dauphin, 100 Fulton St., Boonton, NJ 07005 and packages should be clearly marked with the following information:
 - Dealer's firm name and purchase order number.
 - Dauphin model number and quantity.

Specifications

Dauphin reserves the right to make changes in price, dimensions, design, and/or construction or to change terms and conditions without prior notice.

Dimensions

All dimensions are approximate.

Damages in Shipment

Product received in clearly damaged cartons should be refused. In the event that the shipment with damaged cartons is accepted, it should be signed for as "damaged freight". Please immediately contact Customer Service to report the damage. Documentation including digital pictures of any damage will be required for claim processing.

Returns

Please contact Customer Service for approval of any return and to obtain a Return Authorization (RA) number. Returns will not be accepted without prior authorization.

All merchandise will be inspected before credit is issued. Any merchandise found defective in material or workmanship by our Inspection Department will be repaired or replaced at our option. All returns are subject to a 30% restocking fee if not our error.

Storage

If a customer requests a delay of a shipping date on an order already in production, the order will be invoiced immediately upon completion. The invoice must be paid under normal terms. In addition, there will be a storage charge equal to 10% of the invoice per month until shipped. Dauphin warrants its products to be free from defects in material and workmanship for as long as the original customer owns and uses the product under normal single shift office conditions. If a product is defective, and if the written notice of the defect is given to Dauphin within the applicable warranty period, Dauphin, at its option, will replace the defective part or product with a comparable component or product. The lifetime warranty applies to all products and parts except as noted below:

Lifetime Warranty

Dauphin warrants its products to be free from defects in material and workmanship for as long as the original customer owns and uses the product under normal single shift office conditions. If a product is defective, and if the written notice of the defect is given to Dauphin within the applicable warranty period, Dauphin, at its option, will replace the defective part or product with a comparable component or product. The lifetime warranty applies to all products and parts except as noted below:

Item	Warranty Period
Seating Mechanisms & Other Moving Parts	10 Years
Foam, Dauphin Fabrics and Upholstery Materials	3 Years
Fluid-Motion Back Cylinders	5 Years
Stacking and Side Chair Frames	10 Years
Lighting and Electrical	1 Year

This warranty does not apply to defects from normal wear and tear, accidents, negligence, abuse, shipment, handling, storage or environmental conditions nor does it apply to "Customer's Own Materials" or to product not assembled in accordance with the assembly instructions. Also, this warranty does not apply to the labor to make good the defect in any manner. Defective product must be returned to Dauphin, at their request. Any modifications to our products made by the purchaser, purchaser's employees or agents, voids this warranty. All claims under this warranty must be made by the original purchaser within 30 days of alleged defect. This warranty is the customer's sole remedy for product defect. No other expressed or implied warranty is provided. Dauphin is not responsible for any consequential, economic or incidental damages arising from any product defect.